

**City of Garden Grove**  
**WEEKLY CITY MANAGER'S MEMO**  
**May 19, 2022**

TO: Honorable Mayor and City Council      FROM: Maria Stipe, Assistant City Manager  
Members

**I. DEPARTMENT ITEMS**

- A. PUBLIC WORKS CAPITAL IMPROVEMENT PROJECTS**  
Capital Improvement Project updates for the Public Works Engineering and Water services divisions are included for your information.

**II. ITEMS FROM OTHER GOVERNMENTAL AGENCIES, OUTSIDE AGENCIES, BUSINESSES AND INDIVIDUALS**

- A.** South Coast Air Quality Management District's notice of preparation of a draft program environmental impact report, initial study, and opportunity for public comment.
- B.** Orange County Transit Authority Public Hearing Notice for the Proposed Fiscal Year 2022-23 Budget.
- C.** Memorandum from Mr. Larry Dick and Mr. Bob McVicker of the Municipal Water District of Orange County (MWDOC) outlining monthly water usage data figures, an estimate of Tier 2 volume for MWDOC, and selected water supply information.

**• OTHER ITEMS**

- SOCIAL MEDIA HIGHLIGHTS AND NEWSPAPER ARTICLES  
Copies of the week's social media posts and local newspaper articles are attached for your information.
- MISCELLANEOUS ITEMS  
Items of interest are included.

  
Maria Stipe  
Assistant City Manager

## PUBLIC WORKS CAPITAL IMPROVEMENT PROJECTS

# Project Status Report

May 16, 2022

### ENGINEERING DIVISION - CAPITAL PROJECTS

The following are capital construction and design projects under the administration of the Engineering Division and their present status. This covers approximately through the next year.

### CONSTRUCTION PROJECTS

#### **CP-1090000 – Euclid/Westminster Intersection Improvement** (MIKE S)

Proposed improvement: Add a southbound right turn lane & EB right turn lane

- OCTA awarded \$1M Regional Capacity Program grant to City May 3, 2021.
- **Low Bidder:** RJ Noble **Low bid:** \$1,122,070 **Award:** October 13, 2021
- **Construction Start:** February 7, 2022 **Anticipated Completion:** June 2022
- **Status:** Waiting on Traffic Signal Subcontractor to complete traffic signal pole installation.

#### **CP-1007000 – Acacia Storm Drain** (MIKE S)

Acacia Ave floods regularly and water ponds in several front yards in the area.

- **Alignment:** Acacia Ave from Dale to Josephine, Josephine from Acacia to Woolley
- **Low Bid:** \$3.2 M **Awarded:** 12/14/21 to Vasilj, Inc.
- **Working Days:** 120 **Start Date:** February 7, 2022
- Storm drain construction is at Josephine Street. Progress is good.
- Water line on Woolley complete. Waiting on water meter boxes due to supply chain issues.
- **Anticipated Completion:** August 2022

#### **CP-1045000 – Chapman at Lamplighter Traffic Signal**

- This project is combined with the Traffic Signal Modifications below.
- Status: See bottom of box

#### **VAR – Traffic Signal Modifications** (KEN & JUAN)

These projects will upgrade the traffic signals at all the intersections listed below:

##### Location

- Garden Grove Blvd & Gilbert
- Garden Grove Blvd & Casa Linda
- Euclid & Stanford
- Brookhurst & Stanford

**Low Bidder:** Elecnor Belco **Low bid:** \$1,276,196 **Award:** February 8, 2022

- Construction start: 4/6/2022
- Status: Potholing for signal pole footings complete. Pole delivery August 2022. Construction resumes upon arrival of poles.

## Capital Projects - Project Status Report

May 16, 2022

Page 2 of 5

### DESIGN PROJECTS

#### **CP-1259000 – Acacia Neighborhood Street Improvements** Const: **2022** (MIKE S)

Scope: Residential streets bounded by Dale, Stanford, Josephine and Garden Grove Blvd  
Fund 602 Water Capital = \$700,000 & CDBG funding

- Residential streets are severely cracked and failing
- Street Imprvmnts: Street reconstruction & widening with new curb, gutter and sidewalk
- **Street Design Status:** Plans **75%** complete
  - Utility poles need to be relocated to complete street work – coord underway
  - SCE finalizing relocation plans. Staff waiting on final plan to review and approve.

### Various Streets Rehabilitation 2022

**Bid Opening:** May 11, 2022      **Low Bid:** \$4.8 M  
**Low Bidder:** All-American Asphalt  
**City Council Award:** May 24, 2022  
**Construction Start:** June 20, 2022

#### **CP1297022 – Lampson Ave Rehab – Harbor to Haster** L= 2600' (NAVIN)

- Rehab Type: Crack Fill & Slurry Seal
- Bid = \$443k

#### **CP-1253000 – Hazard Ave Rehab v2.0 – Bushard to Ward** L= ~5000' (NICK)

##### **City of Garden Grove is Lead Agency**

- Rehab Type: 2" Mill & Fill with digouts (1/2 FR-ARHM, 1/2 ARHM)
- Bid = \$774k for City of GG, \$394k for Westminster

Project will include **McFadden from Ward to 600' E of Ward Street**

- Rehab Type: Mill & fill with reconstruction
- Bid = \$512K

#### **CP1320000 – Chapman Ave Rehab – Nelson to Euclid** L= 1270' (NICK)

- Rehab Type: Slurry Seal with crack seal and minor repairs
- Bid = \$982K

#### **CP1321000 – Chapman Ave Rehab – Euclid to 9th** L= 2610' (NICK)

- Rehab Type: 2" Mill & Fill with digouts and ARAM
- Bid = \$982k

#### **CP1323000 – Mays – Yockey to Magnolia** L= 1250' (NAVIN)

- Rehab Type: Reconstruction with Full-Depth Reclamation Process
- Bid = \$561k

## Capital Projects - Project Status Report

May 16, 2022

Page 3 of 5

### **CP1322000 – Newland Street – Trask to GG Blvd L= 2575' (NAVIN)**

- Rehab Type: Reconstruction with Full-Depth Reclamation Process
- Caltrans permit anticipated by May 31
- Bid = \$1.13M

### **CP-1196263 – Westminster Ave Rehab – Magnolia to Bushard L= 2600' (NICK)**

Budgetary Estimate = \$600k for City of GG

**City of Westminster is Lead Agency**

- Rehab Type: Reconstruction and mill & fill, City of GG owns only #3 WB lane
- Status: Start construction on June 6, 2022 after school year is over

### **CP-1196273 – Westminster Avenue Rehab – Newhope to Harbor Blvd (NICK)**

This is a cooperative project with the City of Santa Ana. **Santa Ana is Lead Agency**. This project construction is slated for summer 2022

Budgetary Estimate: \$300K

Rehab Type: 2" mill and fill w/dig outs

**Status:** Design 90% complete – Waiting on Santa Ana's final draft

### **CP1297022 – Chapman Ave Rehab – Springdale to Western L= 5300' (NICK)**

Budgetary Estimate = \$3.0 M (design, construction, contingency & const engineering)

Rehab Type: 2" Mill & Fill with digouts and ARAM

- Schedule: Construction fall 2022
- Will include one grooved cross gutter replacement @ Chapman & Jasper
- Status: Received Union Pacific Railroad consent letter/Design 95% complete
- Will incorporate relandscaping of parkways from Emerald Street to Wild Goose Street, being prepared separately

### **CP1297022 – Garden Grove Blvd Rehab – Harbor to Fairview L= 5100' (NAVIN)**

Budgetary Estimate = \$2.2 M (design, construction, contingency & const engineering)

- \$500k grant funding from FHWA (federal funds) through OCTA
- Rehab Type: 2" Mill & Fill with digouts and ARAM
- Schedule: Construction summer/fall 2022
- Status: Environmental documentation complete and approved by Caltrans
  - moving toward issuance of the E-76 for construction.
- Caltrans construction permit application underway

### **CP-1303000 – Harbor/Garden Grove Intersection Improvement (NAVIN)**

Proposed improvement: Add 2<sup>nd</sup> NB left turn lane, EB right turn lane & new traffic signal

- Estimated Project Cost: **\$3.135 M**
- Status: Finalized lane configurations approved by City Engineer 09/13/2021
- OCTA recommends project for Intersection Capacity Enhancement (ICE) grant funding. Goes to OCTA Board for (anticipated) final approval in May.
- Possible funding may become available through the Federal Economic Development Agency

**Capital Projects - Project Status Report**

**May 16, 2022**

**Page 4 of 5**

- CP1297022 – Lampson Ave Rehab** – Springdale to Knott L= 2600' (NICK)  
 Budgetary Estimate = \$350 k (design, construction, contingency & const engineering)
- Rehab Type: Dugouts, Crack Fill & Slurry Seal
  - Schedule: Construction delayed to summer 2023 due to sewer project conflict
  - Status: Plans complete

- Magnolia Street – Utility Undergrounding** – GG Blvd to Mac Alpine (NICK & MARK)  
 Project designed and funded by SCE
- Cost for undergrounding has increased to \$550/lf: total = \$5.8M in 2020 dollars, therefore Edison has reduced the scope of work to accommodate the available budget
  - Restarted project w/ meeting on 09/23/21
  - Status: 70 sheets of traffic control plans are approved by City
  - SCE’s will begin bidding the project in June. Construction estimated beginning summer 2022. (August/September)
  - Spectrum will relocate facilities **after** SCE completes project. AT&T will ultimately remove poles after Spectrum finishes their work.

- CP-1047000 – Civic Center Drive – Median & Parking Modifications** (MIKE B.)  
 Modify CCD median island and install angled parking in NB lanes
- Survey info received.
  - Status: Concept plans started. Further design dependent on issuance of grading permit for proposed Cottage Industry development

**VAR – Traffic Signal Synchronization Projects** (Multijurisdictional) (DAI, KEN, JUAN)  
 These projects will synchronize the traffic signals and will upgrade the equipment at all the intersections listed below:

<u>Location</u>	<u>Status</u>	
• CP-1109000 Katella Avenue	Field equipment installed	Construction 100%
• ->	Implemented signal timing	5/12/2022
• CP-1180000 Valley View	Anticipated Start: July 2022	Design 0%

**Traffic Signal Modifications**

- Garden Grove Blvd & Galway Design 95% - AT&T Utility Conflicts – Therefore, not included in this year’s bid package above

**Grooved Cross Gutter Replacement** (NICK)

There is currently one known grooved cross gutters on **Chapman Avenue at Jasper Street**. It will be replaced with a regular cross gutter and modifications to the existing street to adjust surrounding grades.

- **Status:** design complete.
- Will be included with the Chapman Ave Rehab – from Springdale to Western



## **ITEMS OF INTEREST**

(But not Capital Project's Work)

### **City Manger's Office**

#### **City Hall Security Upgrades**

- Bids were opened 11/16/21 **Low Bid: \$795k Low Bidder: Thomco**
- Award Contract: 12/14/21
- Status: Demolition complete. Construction 40% complete

cc: B. Murray, T.J McGovern, R. Meeks, L. Ruitenschild, M. Gray, L.Tapia, A. Pulido, J. Goddard, Noelle Kim, Ana Neal, R Leyva, B Eurs, Carolyn M., Emily T, Karen F., R. Jacot, K. Dibaj, R. Manson, Buster E., Patti W., Susan Morgan, David Ortega, Alicia Hofer, Lorena Soules

# PUBLIC WORKS CAPITAL IMPROVEMENT PROJECTS - STATUS REPORT

May 16, 2022

## WATER SERVICES DIVISION

---

### UNDER CONSTRUCTION

#### SANITARY SEWER

- **CP1141000 Partridge Lift Station Improvements Project** –The District has been experiencing frequent pump clogging caused by wet wipes from the tributary area. The District is considering to install a new grinder at the upstream of the lift station. Staff has hired AKM to provide a preliminary design of the grinder installation for the Partridge Lift Station.

Project Limit: Partridge Lift Station  
Contractor: Pacific Hydrotech Corp  
Bid Amount: \$614,900

Status:

- Project is approx. 85% complete. Contractor is waiting to replace a damaged power pedestal and the control panel for the muffin monster.
- **CP1244000 Sewer Main Replacement Project 2&3**–The Sewer Rehabilitation Plan Phase 1, Sewer Main Replacement Project 2 (at Galway Street, Gilbert Street, Kerry Street, Kellogg Way, Alley near Belfast Drive, Crosby Ave, Central Avenue, and Acacia Avenue) and Project 3 (Trask Avenue, Edgebrook Drive, Garden Grove Boulevard, and Sycamore Street) are two of many projects designed to address defective sewer pipe throughout the City. The sewer improvements will consist of approximately 4,400 feet of sewer pipes, includes both design and optional construction management/inspection services.

Project Limit: See Location Map  
Consultant: JIG  
Contractor: Kordich  
Bid Amount: \$1,961,050

Status:

- Project is 85% complete. Contractor has completed all the project work for the sewer main replacement. Contractor is waiting to support the sign replacement work (~10% of the contract price) and it will be completed at the beginning of June.
- **CP1245000 Sewer Main Lining and Spot Repairs Projects 3&4**–This project consists of rehabilitating approximately 22,813 linear-feet of 8-inch & 10-inch sewer using UV-Cured Glass Reinforced Plastic cured-in-place liner. The project will be at various locations throughout the City. The project will also include spot repairs, sewer lateral reinstatements and top hat sewer lateral seals. The project includes both design and optional construction management/inspection services.

Project Limit: See Location Map  
Consultant: Gannett Fleming, Inc  
Contractor: Tunnelworks Services, Inc.  
Bid Amount: \$1,221,976

Status:

- Project is approx. 85% complete. Contractor is installing top hats at the identified laterals and anticipates to complete all project work by June.

## WATER

- **CP1205000 Magnolia Reservoir and Booster Pump Station Rehabilitation Project** (GG Project #7402) – The reservoir repairs consist of crack and joint repair, construction of seismic curb, roof waterproofing, rust spot repair, and the addition of a fall protection system. The repair work for the pump station consists of replacement of the existing engine and booster pump, replacement of the existing exhaust system, replacement of the existing catalytic converter, replacement of two 10-inch butterfly valves, replacement of the 10-inch check valve, refurbishment of the existing flow control valve, and replacement of the roof and existing removable dormer.

Project Limit: Magnolia Park (No traffic impact).  
Contractor: Pacific Hydrotech Corp. (PHC)  
Bid Amount: \$3.2 M

Status: Project is approx. 75% complete. Contractor will start the waterproofing work on the reservoir lid this week. The reservoir has been disinfected and the reservoir has been filled with water and tested. Contractor will be conducting engine start up this week.

- **OCWD PFAS Final Treatment Design** – CDM Smith is one of the 6 consultants that OCWD has retained to perform final design for well head treatment of the City's 7 affected wells. Ion Exchange has been selected as the preferred treatment approach for all the well sites due to space constraint.

Project Limit: Well 19, Well 29, Well 30, Lampson Reservoir and Booster Station, West Haven Reservoir and Booster Station  
Consultant: OCWD – CDM Smith  
Contractor: Pacific Hydrotech Corp  
Bid Amount: \$12.8M

Status:

- Project is approx. 70% complete. PHC continues with work at Well 29 and Well 30 sites. At Well 29, contractor installed the new 3" engine cooling line and finalizing the electrical installation for the new transformer. At Well 30, will be flushing and chlorinating the treatment system.



- **Alwood Ave and Anthony Ave Water Improvement Project** – This water main replacement project includes two of the high priority fire flow capacity deficient areas identified in the 2020 Water Master Plan. Project consists of approximately 1,300 ft of 12-in diameter pipe, 2,850 ft of 8-in diameter pipe including hydrants, fittings and appurtenances, trenching, backfilling, compaction, and pipe disinfection and testing.

Project Limit: Alwood Ave and Cole St; Anthony Ave and Acacia Ave between Josephine St and Magnolia St.

In-House Design

Contractor: All Cities Engineering Inc.

Bid Amount: \$1.6 M

Status: Contractor has completed the tie-in at Acacia Ave and Anthony Ave intersections. Contractor is transferring meters to the new water mains and will be doing the tie-in at Magnolia St after that.

## UNDER DESIGN

### SANITARY SEWER

- **CP1282000 Sewer System Rehabilitation Plan – Phase II** – This project includes CCTV inspection and system analysis of close to 500,000 linear feet of District’s sewer system. Similar to the Phase I study, projects will be identified to rehabilitate sewer mains that have major to severe structure defects.

Project Limit: South of Katella Ave, West of Lewis Street, North of Westminster Ave, and East of Euclid St.

Consultant: AKM

Status:

- Consultant anticipates to have a draft report by end of May.

- **CP131000 Sewer Improvement Project – Lampson Ave and Lamplighter** – This project is to redirect sewer flow away from Lenore Ave. Currently, the sewer main in this street is capacity deficient. This project will install approximately 1,100 ft of a new 10-inch sewer from Lampson Ave and Lamplighter to Lampson Ave and Springdale St.

Project Limit: From Lampson Ave. and Lamplighter St to Lampson Ave. and Sprindale St.

Consultant: AKM

Status:

- Staff and consultant are finalizing the design specification. The staff anticipates to advertise in June.

- **CP1330000 Sewer Main Lining and Spot Repairs Projects 5&6**—This project consists of rehabilitating approximately 20,000 linear-feet of 8-inch & 10-inch sewer using UV-Cured Glass Reinforced Plastic cured-in-place liner. The project will be at various locations throughout the City. The project will also include spot repairs, sewer lateral reinstatements and top hat sewer lateral seals. The project includes both design and optional construction management/inspection services.

Project Limit: Bounded by Brookhurst Street, 9<sup>th</sup> Street, Trask Avenue, and Chapman Avenue.  
(See Location Map)

Consultant: Ardurra Group, Inc.

Status:

- Staff has selected Ardurra Group, Inc. (Ardurra) as the design firm for this project. Staff is preparing for contract approval for the end of June’s District Board Meeting.
- **CIP Project 92 (Donegal Drive Sewer - GGSD Project JL1299000)** – Staff is exploring the feasibility of constructing a 12-in sewer replacement inside a commercial property at 9625 Bolsa Ave. This will alleviate the sewer deficiency in the area.

Project Limit: Donegal Drive (Washington Ave. to Bolsa Ave.)

Consultant: JIG

Status:

- Plaza owner not willing to work with the City.

## WATER

- **SCADA Implementation Project** – The SCADA Master Plan has recommended 22 projects to be implemented over a 5-year period. The City is seeking for Program Management Services to facilitate the detailed design and implementation of these recommendations.

Project Limit: At the various water distribution facilities

Consultant: West Yost Associates

Status:

- FP2 – Pressure Monitoring Upgrade Project has been approved by the City Council. Tentative date for the pre-construction meeting will be on May 26, 2022.
  - Consultant has submitted the 90% plans to the City. Staff is reviewing the plans
  - Consultant is also working on the design of the Sanitation PLC Control Panel Upgrade.
- **County Orangewood and Dale Water Improvement Project** – This water main replacement project includes replacing over 7,500 ft of 6-in diameter main replacement with 8-inch main. In addition, this project will replace 12 of the dry-barrel hydrants with wet barrel hydrants. This will help improve the fire flow in this area.

Project Limit: Between Orangewood and Yorkshire and Dale and Nearing (See Project Map)

Consultant: Stantec

Status:

- Consultant submitted the 99% plans and the staff is finalizing the comments.
- **Engineering and Condition Assessment of Well Nos. 16, 19, and 25** – The 2020 Water Master Plan has identified three potable water wells that are closed to the end of their useful life. This project is to evaluate the well casing of each well to determine if they can be rehabilitated. This project also include optional engineering design service for Well 19 if the assessment determines that it can be rehabilitated. Well 19 is one of the wells that has PFAS concentrations that are above the response levels.

Project Limit: At each well site

Consultant: Civiltec

Status:

- Consultant is preparing for the 90% Design for the Well 19 rehab.
- **Public Works Yard Block Wall** – Civiltec Engineering has completed the design. Building Department reviewed and approved the plans.

Project Limit: Within the existing facility (No traffic impact).

Status:

- This project will be packaged with one of the water facility projects in the future.

### **SANITARY SEWER SHARED**

#### City of Anaheim

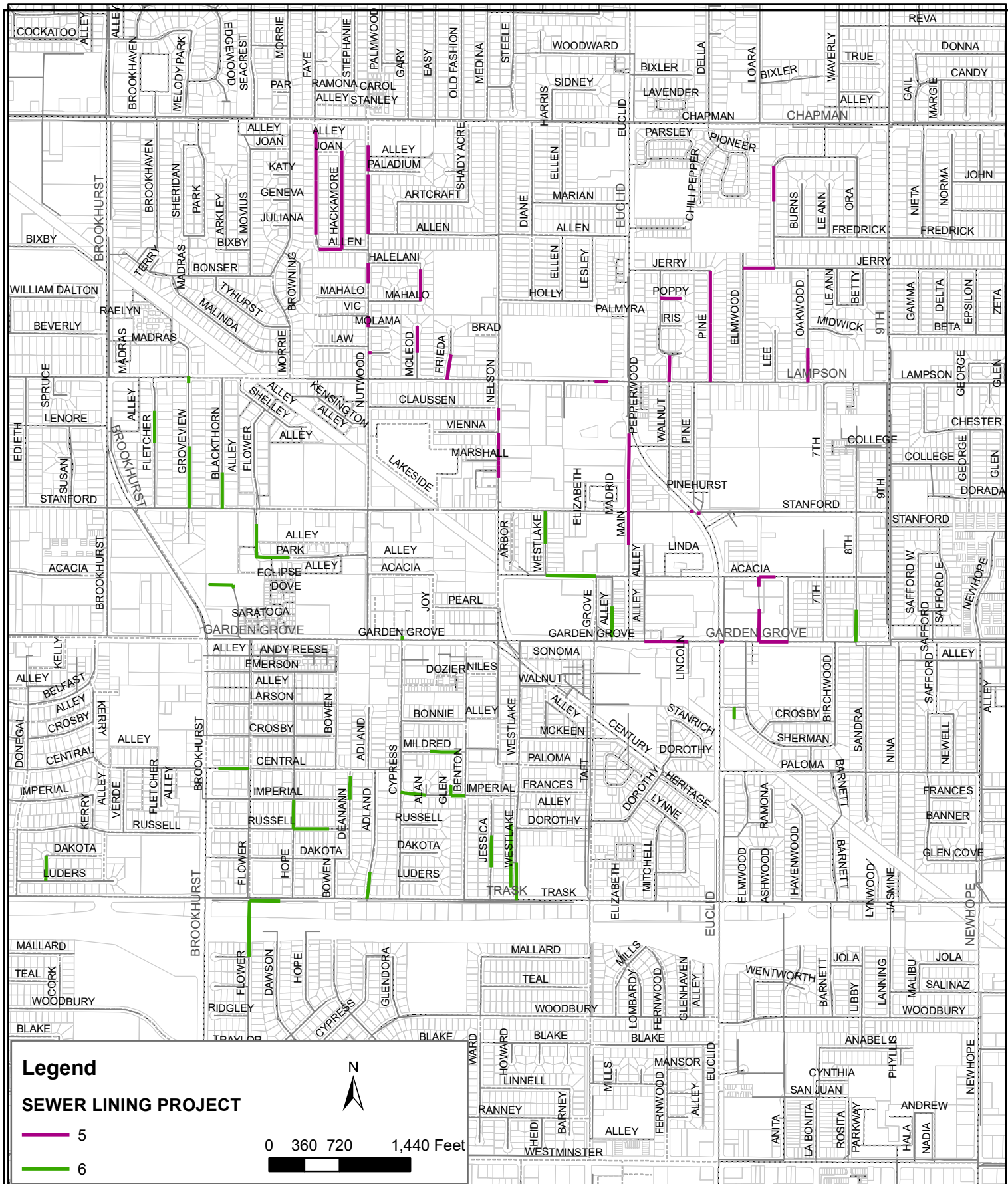
- Anaheim continues to resist updating 1986 Shared Sewer Agreement. The main stumbling block is that they do not want to lower the current d/D ratio of 0.75.

#### City of Santa Ana

- Santa Ana has agreed to include GGSD's portion of Westminster Sewer upgrade in their design and construction. Santa Ana City Council and GGSD Board have approved the reimbursement agreement between the City of Santa Ana and GGSD for this project.
- Santa Ana and GGSD staff agreed on the areas and contents of the shared sewer agreement. The final draft has been reviewed by attorneys. Santa Ana City Council approved the shared sewer agreement in August 2017. GGSD Board approved the agreement in October 2017.

#### City of Orange

- Water Services has initiated the conversation with City of Orange to draft a share sewer agreement. We have researched with the City Clerk to see if there is any existing share sewer agreement. The City Clerk did not find any.



**Legend**

**SEWER LINING PROJECT**

5

6



0 360 720 1,440 Feet



City of Garden Grove  
Department of Public Works

DRAWN BY:

L.J.

CHECKED BY:

R.L.

EXHIBIT A: LOCATION MAP  
SSRP- PHASE I, SEWER MAIN LINING  
AND SPOT REPAIR PROJECT 5&6



# South Coast Air Quality Management District

21865 Copley Drive, Diamond Bar, CA 91765-4178  
(909) 396-2000 • [www.aqmd.gov](http://www.aqmd.gov)

**SUBJECT: NOTICE OF PREPARATION OF A DRAFT PROGRAM ENVIRONMENTAL IMPACT REPORT, INITIAL STUDY, AND OPPORTUNITY FOR PUBLIC COMMENT**

**PROJECT TITLE: 2022 AIR QUALITY MANAGEMENT PLAN (AQMP)**

In accordance with the California Environmental Quality Act (CEQA), the South Coast Air Quality Management District (South Coast AQMD), as Lead Agency, has prepared a Notice of Preparation (NOP) and Initial Study (IS) for the proposed project identified above. The NOP/IS serves the following purposes: 1) to notify the public that the South Coast AQMD is preparing a Program Environmental Impact Report (Program EIR) which will assess the potential adverse environmental impacts that may result from implementing the proposed project; and 2) to provide information on the proposed project and allow public agencies and the public (collectively referred to as the public) the opportunity to review and comment on the scope of the environmental analysis.

This letter and the NOP/IS are not South Coast AQMD applications or forms requiring a response from you. Their purpose is simply to provide information to you on the proposed project. **No action on your part is necessary if the proposed project has no bearing on you or your organization.** Three Regional Public Workshops/CEQA Scoping Meetings will be held for the proposed project. The attached NOP provides information on how to obtain the IS and other relevant documents as well as details on how the public may attend and participate at these meetings. Attendees will have the opportunity to provide public comments.

The NOP has been filed for posting with the county clerks of Los Angeles, Orange, Riverside, and San Bernardino Counties. The NOP/IS has also been electronically filed with the State Clearinghouse of the Governor's Office of Planning and Research to be posted on their CEQAnet Web Portal which, upon posting, may be accessed via the following weblink: <https://ceqanet.opr.ca.gov/search/recent>. In addition, the NOP/IS and other relevant documents have been electronically posted on the South Coast AQMD's webpage which can be accessed via the following weblink: <http://www.aqmd.gov/home/research/documents-reports/lead-agency-scaqmd-projects>.

Comments focusing on your area of expertise, your agency's area of jurisdiction, or other issues relative to the environmental analysis for the proposed project will be accepted during a 32-day public review and comment period beginning May 13, 2022, and ending June 14, 2022 at 5:00 p.m. **Please send any comments relative to the CEQA analysis in the NOP/IS to Kevin Ni via email to [kni@aqmd.gov](mailto:kni@aqmd.gov), via facsimile to (909) 396-3982, or by mail (c/o PRDI/CEQA) to the address shown above.** Please include the name, phone number, and email address of the contact person, and the organization name, if applicable. Questions on the 2022 AQMP should be directed to Sang-Mi Lee via email to [AQMPteam@aqmd.gov](mailto:AQMPteam@aqmd.gov) or by calling (909) 396-3169.

The proposed project will be considered at the Governing Board Meeting (Public Hearing) on October 7, 2022 at 9:00 a.m. (subject to change). The Governing Board Meeting agenda with details on how the public can participate will be posted at least 72 hours prior to the meeting on South Coast AQMD's website at: <http://www.aqmd.gov/home/news-events/meeting-agendas-minutes>.

**NOTICE OF PREPARATION (NOP) OF A DRAFT PROGRAM ENVIRONMENTAL IMPACT REPORT (EIR), INITIAL STUDY (IS), AND OPPORTUNITY FOR PUBLIC COMMENT**

---

<b>To:</b> County Clerks for the Counties of Los Angeles, Orange, Riverside and San Bernardino; and Governor's Office of Planning and Research - State Clearinghouse	<b>From:</b> South Coast Air Quality Management District 21865 Copley Drive Diamond Bar, CA 91765
--	---

---

**Project Title:** 2022 Air Quality Management Plan (AQMP)

---

**Project Location:** The proposed project is located in the South Coast Air Quality Management District's (South Coast AQMD) jurisdiction, which includes the four-county South Coast Air Basin (all of Orange County and the non-desert portions of Los Angeles, Riverside, and San Bernardino Counties), and the Riverside County portion of the Salton Sea Air Basin and the non-Palo Verde, Riverside County portion of the Mojave Desert Air Basin.

---

**Description of Nature, Purpose, and Beneficiaries of Project:** In accordance with the United States Environmental Protection Agency strengthening the National Ambient Air Quality Standard (NAAQS) for ground-level 8-hour ozone in 2015, by lowering the primary and secondary 8-hour ozone standard to 70 parts per billion (ppb), the 2022 AQMP identifies control measures and strategies which have been developed to bring the region into attainment with this standard by 2037 for the South Coast Air Basin and the Coachella Valley. The 2022 AQMP control measures and strategies were developed to achieve this NAAQS by focusing on reducing emissions of nitrogen oxides (NOx), which are precursors to form ozone, and other air pollutants. The 2022 AQMP is comprised of the following control measures which address stationary point and area and mobile sources: 1) the South Coast AQMD's Stationary and Mobile Source Control Measures; 2) control measures identified in the 2022 State Strategy for the State Implementation Plan by the California Air Resources Board; and 3) approved Regional Transportation Plan/Sustainable Communities Strategy and Transportation Control Measures provided by the Southern California Association of Governments. The 2022 AQMP also includes emission inventories, the most current air quality setting, updated growth projections, new up-to-date modeling techniques, demonstrations of compliance with state and federal Clean Air Act requirements, and an adoption and implementation schedule for the proposed control strategies. The 2022 AQMP is designed to protect and improve public health for those living, working and visiting the region within South Coast AQMD's jurisdiction. However, the NOP/IS identified potentially significant adverse impacts to the following environmental topic areas: air quality and greenhouse gas emissions, energy, hazards and hazardous materials, hydrology and water quality, noise, and solid and hazardous waste, which will be analyzed in the Draft Program EIR. Some facilities affected by the 2022 AQMP may be identified on lists compiled by the California Department of Toxic Substances Control per Government Code Section 65962.5. However, the implementation of the 2022 AQMP will not alter the status of the facilities on the lists.

---

<b>Lead Agency:</b> South Coast Air Quality Management District	<b>Division:</b> Planning, Rule Development, and Implementation
--	--

---

**The NOP/IS and all supporting documentation are available for public review from:**

- South Coast AQMD's website:  
<http://www.aqmd.gov/home/research/documents-reports/lead-agency-scaqmd-projects>
- South Coast AQMD Public Information Center: by email at [PICrequests@aqmd.gov](mailto:PICrequests@aqmd.gov) and by phone at: (909) 396-2039
- Governor's Office of Planning and Research - State Clearinghouse website at:  
<https://ceqanet.opr.ca.gov/search/recent>

**The 2022 AQMP and all supporting documentation are available from South Coast AQMD's website at:** <http://www.aqmd.gov/2022aqmp>

---

**The NOP/IS is provided to the public through the following:**

- |   |  |
|---|--|
| <input checked="" type="checkbox"/> Los Angeles Times (May 13, 2022)          | <input checked="" type="checkbox"/> South Coast AQMD Mailing List & Interested Parties                       |
| <input checked="" type="checkbox"/> Orange County Register (May 13, 2022)     | <input checked="" type="checkbox"/> South Coast AQMD Public Information Center                               |
| <input checked="" type="checkbox"/> Riverside Press Enterprise (May 13, 2022) | <input checked="" type="checkbox"/> South Coast AQMD Website   |
| <input checked="" type="checkbox"/> San Bernardino Sun (May 13, 2022)         | <input checked="" type="checkbox"/> Governor's Office of Planning and Research – State Clearinghouse Website |
- 

**NOP/IS Review Period (32 days):** May 13, 2022 to June 14, 2022

---

**NOP OF A DRAFT PROGRAM EIR, IS, AND OPPORTUNITY FOR PUBLIC COMMENT (concluded)**

**Scheduled Public Meeting Date(s) (subject to change):** The proposed project may have statewide, regional, or areawide significance; therefore, a CEQA scoping meeting is required pursuant to Public Resources Code Section 21083.9(a)(2) and CEQA Guidelines Section 15162(d). The public is invited to attend and provide public comments at the following meetings:

Date/Time	Draft 2022 AQMP Regional Public Workshops and CEQA Scoping Meetings	Locations
May 25, 2022 1:00 p.m.	Meeting #1 for entire South Coast AQMD Jurisdiction – <i>Hybrid Format</i>	Remotely via Zoom videoconference and by telephone: <a href="https://scaqmd.zoom.us/j/91200605609">https://scaqmd.zoom.us/j/91200605609</a> Zoom Webinar ID: 912 0060 5609 Teleconference Dial In +1 669 900 6833  In-person at South Coast AQMD Headquarters: Dr. William A. Burke Auditorium 21865 Copley Drive Diamond Bar, CA 91765
May 25, 2022 6:00 p.m.	Meeting #2 for entire South Coast AQMD Jurisdiction – <i>Remote Only Format</i>	Remotely via Zoom videoconference and by telephone: <a href="https://scaqmd.zoom.us/j/91200605609">https://scaqmd.zoom.us/j/91200605609</a> Zoom Webinar ID: 912 0060 5609 Teleconference Dial In +1 669 900 6833
May 26, 2022 6:00 p.m.	Meeting for Coachella Valley – <i>Hybrid Format</i>	Remotely via Zoom videoconference and by telephone: <a href="https://scaqmd.zoom.us/j/95634334998">https://scaqmd.zoom.us/j/95634334998</a> Zoom Webinar ID: 956 3433 4998 Teleconference Dial In +1 669 900 6833  In-person at California State University San Bernardino - Palm Desert Campus: Oliphant Auditorium 37500 Cook Street Palm Desert, CA 92211

The proposed project will be considered at the Governing Board Meeting (Public Hearing) on October 7, 2022 at 9:00 a.m. (subject to change).

<b>Send CEQA Comments to:</b> Kevin Ni	<b>Phone:</b> (909) 396-2462	<b>Email:</b> <a href="mailto:kni@aqmd.gov">kni@aqmd.gov</a>	<b>Fax:</b> (909) 396-3982
<b>Direct Questions on the 2022 AQMP to:</b> Sang-Mi Lee	<b>Phone:</b> (909) 396-3169	<b>Email:</b> <a href="mailto:AQMPteam@aqmd.gov">AQMPteam@aqmd.gov</a>	<b>Fax:</b> (909) 396-3982

**Date:** May 12, 2022

**Signature:**



Barbara Radlein  
Program Supervisor, CEQA  
Planning, Rule Development, and  
Implementation



May 13, 2022

AFFILIATED AGENCIES

Orange County  
Transit District

Local Transportation  
Authority

Service Authority for  
Freeway Emergencies

Consolidated Transportation  
Service Agency

Congestion Management  
Agency

## Public Hearing Notice

Dear Orange County Mayors, City Managers, City Clerks, Public Works Directors, and Colleges and Universities:

The Orange County Transportation Authority Board of Directors will conduct a Public Hearing concerning the **Orange County Transportation Authority's Proposed Fiscal Year 2022-23 Budget** as follows:

**Monday, June 13, 2022 at 9:00 a.m.**  
Orange County Transportation Authority Headquarters  
550 S. Main St, Orange, CA 92863  
Board Room – Conference Room 07-08  
Orange, California 92863

All persons having interest in these matters are encouraged to submit public comments to the Board of Directors by Sunday, June 12, 2022 at 5:00 p.m. Please submit them to:

Orange County Transportation Authority  
Clerk of the Board  
550 South Main Street  
P.O. Box 14184  
Orange, CA 92863-1584

or

[clerkoffice@octa.net](mailto:clerkoffice@octa.net)

Please contact the Clerk of the Board with any questions regarding this hearing or any requests for special accommodations no less than two business days prior to the hearing at [clerkoffice@octa.net](mailto:clerkoffice@octa.net) or 714.560.5676.

Sincerely,

A handwritten signature in black ink that reads "Andrea West".

Andrea West  
Interim Clerk of the Board





## Memorandum

**DATE:** May 17, 2022  
**TO:** Member Agencies – MWDOC Divisions Two & Three  
**FROM:** Larry Dick, Director – Division Two  
Bob McVicker, Director – Division Three  
**SUBJECT:** Monthly Water Usage Data, Tier 2 Projection & Water Supply Information

---

The attached figures show the recent trend of water consumption in Orange County (OC), an estimate of Imported Water Sales for MWDOC, and selected water supply information.

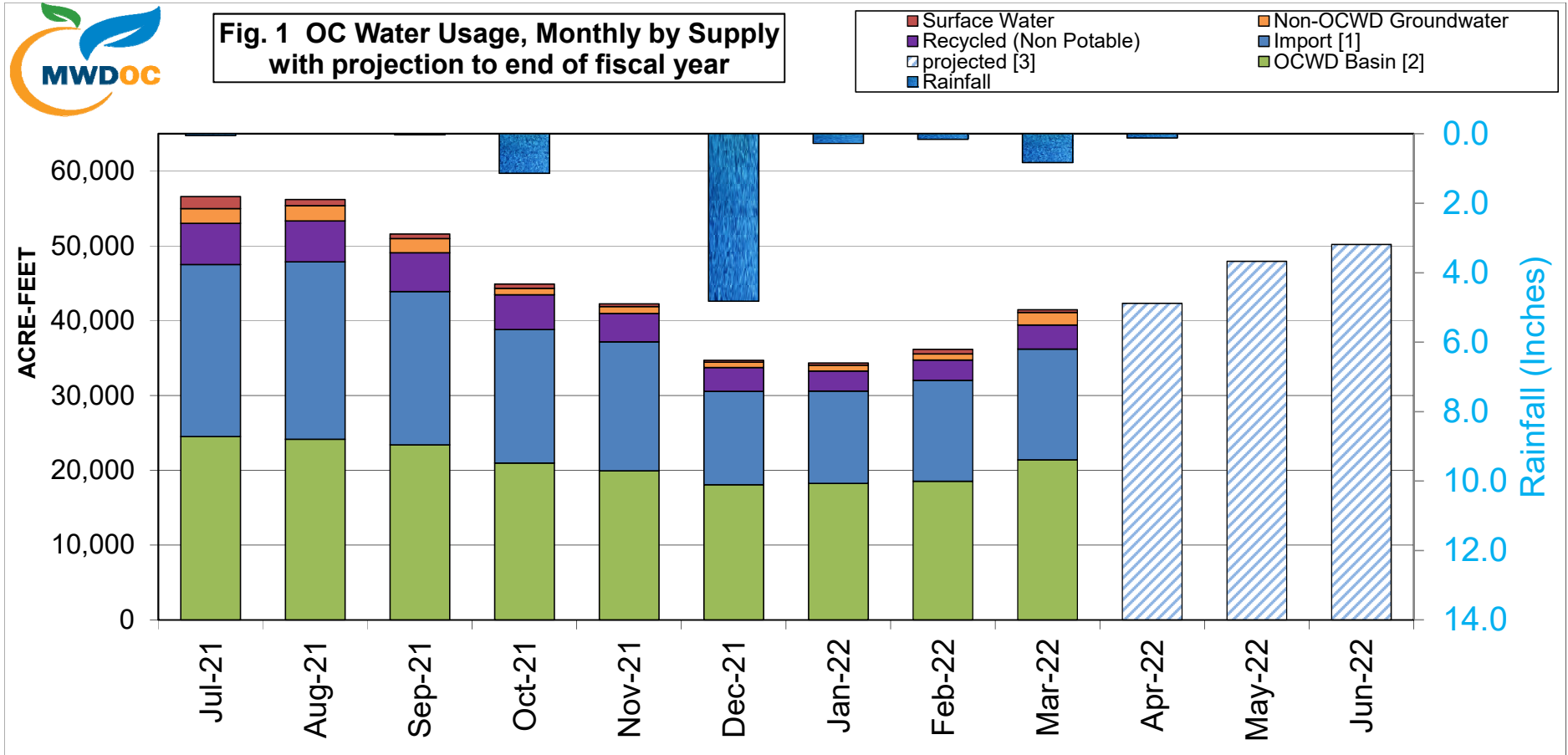
- OC Water Usage, Monthly by Supply ***OCWD Groundwater was the main supply in March.***
- Estimated OC Water Usage, Monthly, Comparison to Previous Years Water usage in March ***2022 was above average compared to the last 5 years.*** We are projecting a decrease in overall water usage compared to FY 2020-21. On July 8<sup>th</sup> 2021, state officials have ask California residents to voluntary reduce their water usage by 15% compared to 2020 levels.
- Historical OC Water Consumption Orange County M & I water consumption is ***projected*** to be ***539,000 AF in FY 2021-22 (this includes ~11 TAF of agricultural usage and non-retail water agency usage).*** This is about ***21,000 AF less than FY 2020-21*** and is about ***6,000 AF more than FY 2019-20.*** Water usage per person is projected to be slightly lower in ***FY 2021-22 for Orange County at 152 gallons per day*** (This includes recycled water usage). Although OC population has increased 20% over the past two decades, water usage has not increased, on average. A long-term decrease in per-capita water usage is attributed mostly to Water Use Efficiency (water conservation) efforts. ***O.C. Water Usage for the period of Fiscal Years FY 2015-16 to FY 2019-20 was the lowest since the 1982-83 Fiscal Year*** (FY 1982-83 was the third wettest year on record). ***O.C. Water Usage in FY 2020-21 was the highest since FY 2010-11.***

Water Supply Information Includes data on Rainfall in OC; the OCWD Basin overdraft; Northern California and Colorado River Basin hydrologic data; the State Water Project (SWP) Allocation, and regional storage volumes. The data have implications for the magnitude of supplies from the three watersheds that are the principal sources of water for OC. Note that a hydrologic year is Oct. 1<sup>st</sup> through Sept. 30<sup>th</sup>.

- Orange County's accumulated precipitation through **early May was below average** for this period. Water year to date rainfall in Orange County is **7.43 inches**, which is **60% of normal**.
- Northern California accumulated precipitation through **early May was 85% of normal for this period**. Water Year 2021 was 48% of normal while water year 2020 was 63% of normal. The **Northern California snowpack was 27% as April 1<sup>st</sup>, 2022. As of late March, 100.0%** of California is experiencing **moderate to extreme drought conditions**. The State Water Project Contractors Table A Allocation was decreased in March to 5% for WY 2022.
- Colorado River Basin accumulated precipitation through **early May was 94% of normal** for this period. The **Upper Colorado Basin snowpack was 86% of normal** as of April 15<sup>th</sup> 2022. **Lake Mead and Lake Powell** combined have about **41.0% of their average storage volume** for this time of year and are at **27.4% of their total capacity**. For the first time on the Colorado River, Lake Mead's **levels have fallen below the "trigger" limit of 1,075 ft. at the end of a calendar year**. The US Bureau of Reclamation (USBR) has declared a shortage at Lake Mead, impacting Colorado River water deliveries to the Lower Basin states. Lake Mead as of early May, were **20.79' BELOW the "trigger" limit**. The USBR has declared a **shortage on the Colorado River starting January 1<sup>st</sup> 2022. There is and a 100% chance of shortage continuing in 2023, 93% in 2024, 93% in 2025 and 93% in 2026.**



**Fig. 1 OC Water Usage, Monthly by Supply with projection to end of fiscal year**



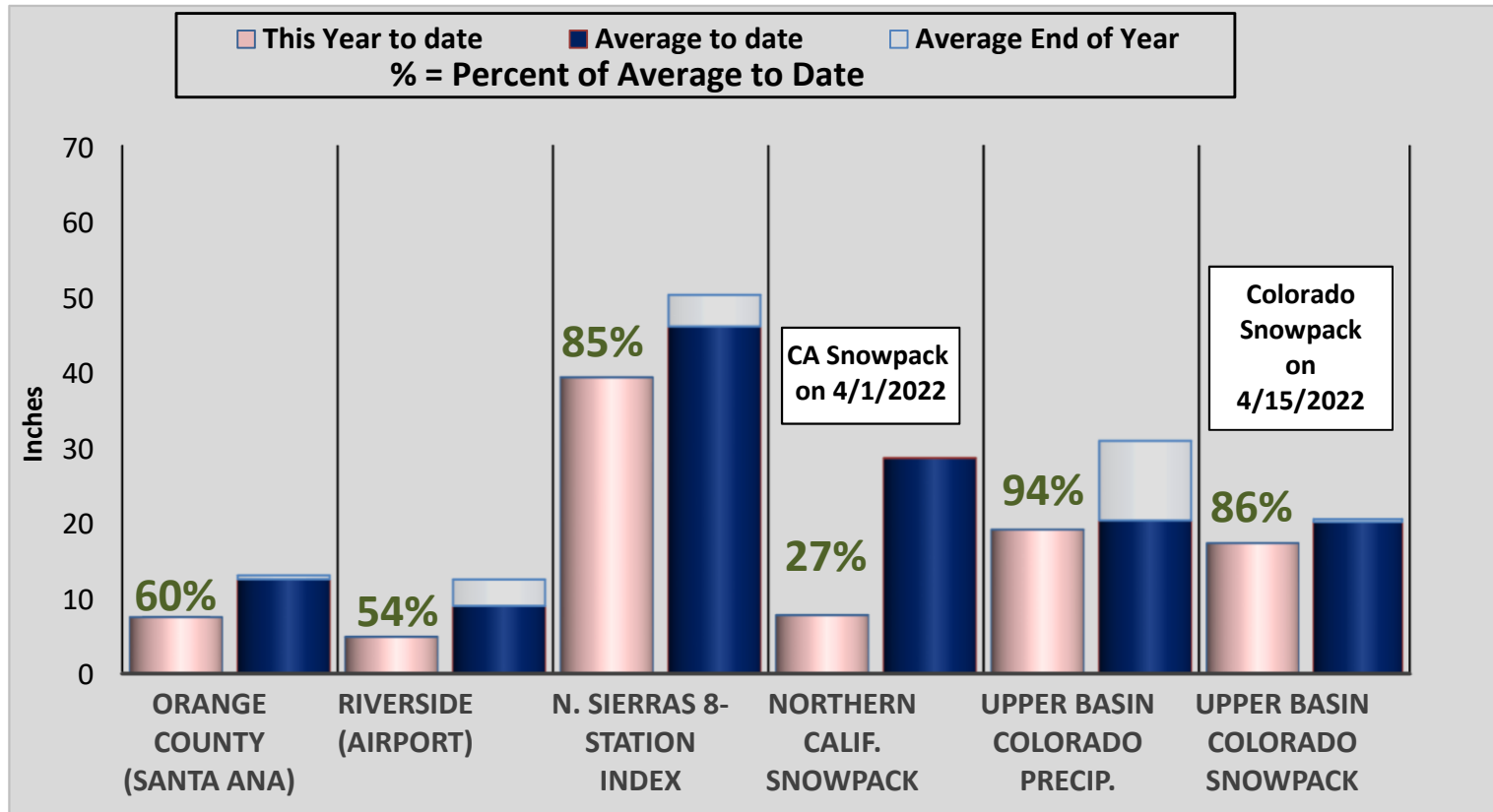
[1] Imported water for consumptive use. Includes "In-Lieu" deliveries and CUP water extraction. Excludes "Direct Replenishment" deliveries of spreading water and deliveries into Irvine Lake.

[2] GW for consumptive use only. Excludes In-Lieu water deliveries and CUP water extraction that are counted with Import. BPP in FY '21-22 is 77%.

[3] MWDOC's estimate of monthly demand is based on the projected 5 Year historical retail water demand and historical monthly demand patterns.

[4] Total water usage includes IRWD groundwater agricultural use and usage by non-retail water agencies.

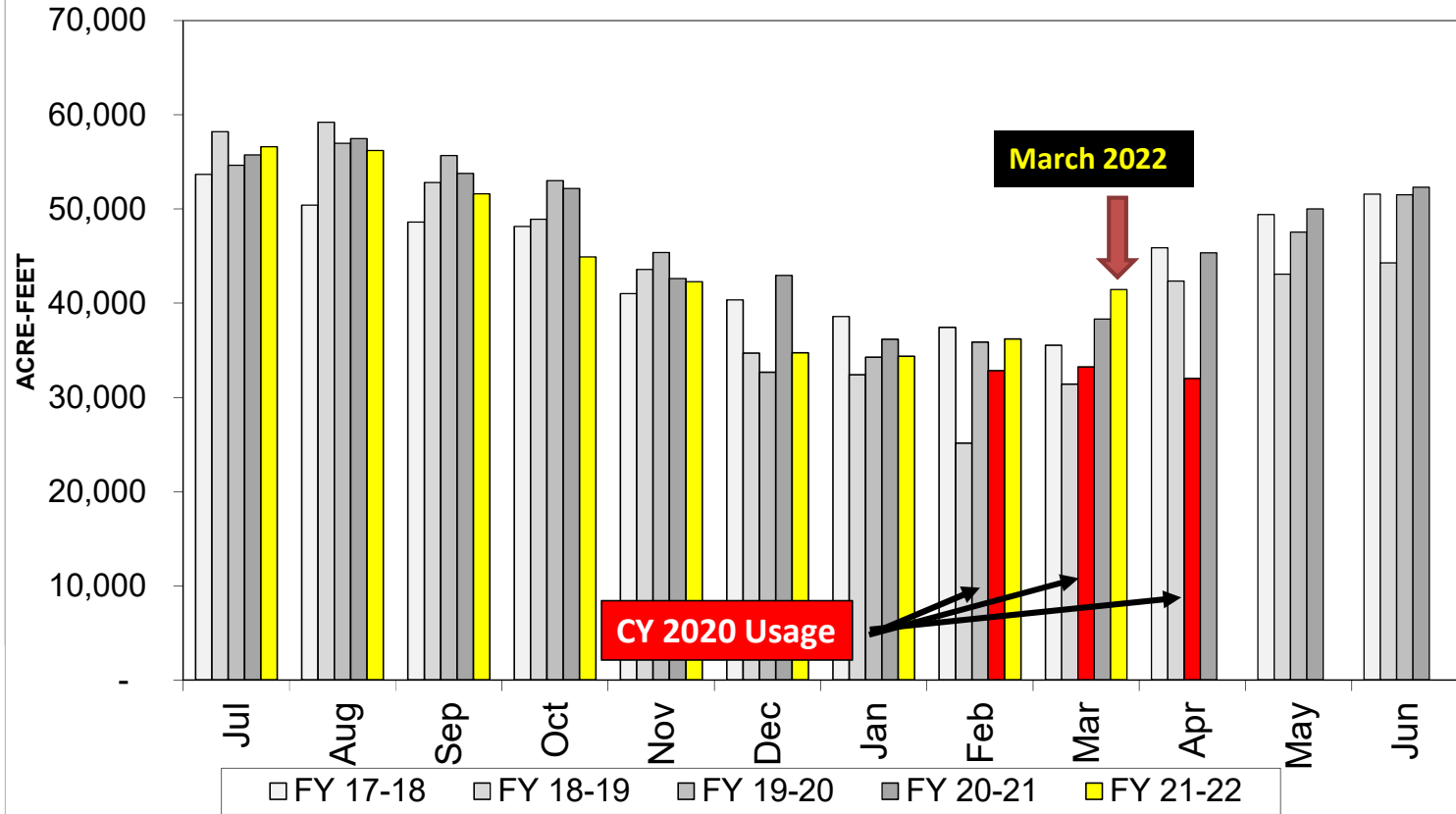
## Accumulated Precipitation for the Oct.-Sep. water year, early May 2022



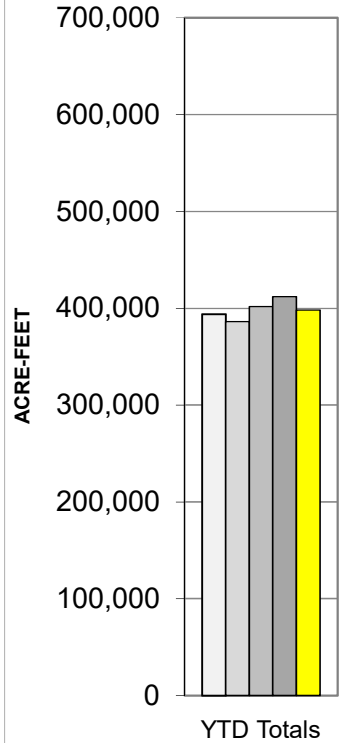
\* The date of maximum snowpack accumulation (April 1st in Northern Calif. , April 15th in the Upper Colorado Basin) is used for year to year comparison.



**Fig. 2 OC Monthly Water Usage [1]: Comparison to Last 4 Fiscal Years**

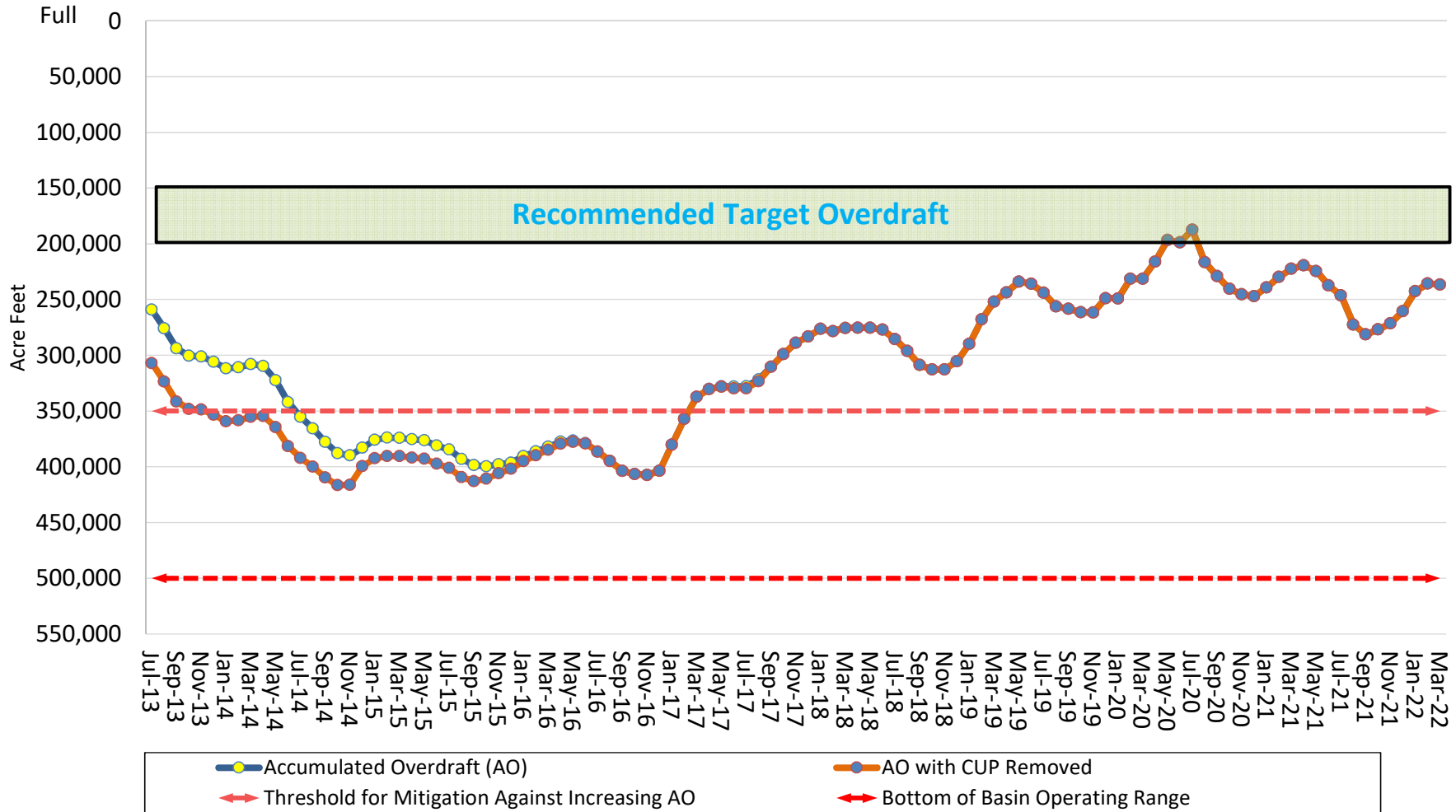


**Partial Year Subtotals**



[1] Sum of Imported water for consumptive use (includes "In-Lieu" deliveries; excludes "Direct Replenishment" and "Barrier Replenishment") and Local water for consumptive use (includes recycled and non-potable water and excludes GWRS production) Recent months numbers include some estimation.

## Accumulated Overdraft of the OCWD Groundwater Basin as of March 2022



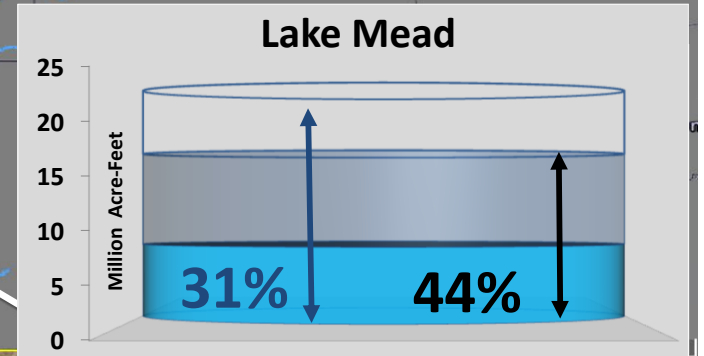
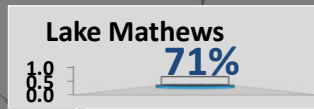
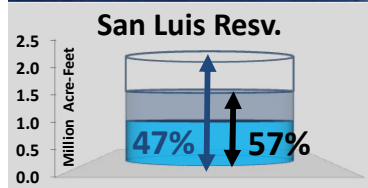
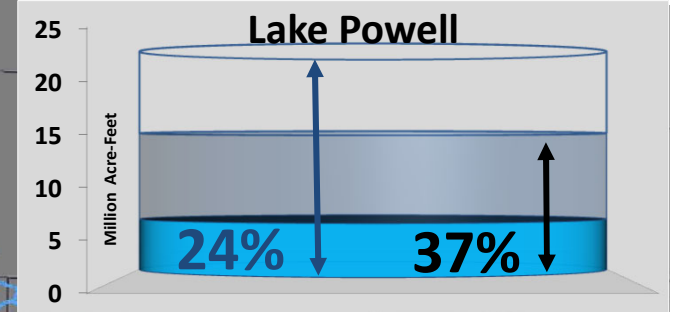
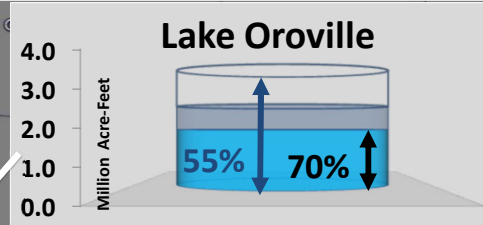

	Jul-20	Aug-20	Sep-20	Oct-20	Nov-20	Dec-20	Jan-21	Feb-21	Mar-21	Apr-21	May-21	Jun-21
AO (AF)	187,392	216,548	229,124	240,414	245,441	246,998	239,329	229,738	222,470	219,388	224,458	237,335
AO w/CUP removed (AF)	187,392	216,548	229,124	240,414	245,441	246,998	239,329	229,738	222,470	219,388	224,458	237,335
	Jul-21	Aug-21	Sep-21	Oct-21	Nov-21	Dec-21	Jan-22	Feb-22	Mar-22	Apr-22	May-22	Jun-22
AO (AF)	246,350	272,443	281,354	276,909	271,455	260,387	242,511	235,744	236,708			
AO w/CUP removed (AF)	246,350	272,442	281,354	276,909	271,455	260,387	242,510	235,744	236,708			

\* Source ~ OCWD Monthly Board of Directors Packet, Water Resources Summary




# State Water Project, Colorado River, and MWD Reservoir Storage

as of May 3, 2022



Reservoir Storage  
 Historical Reservoir Storage

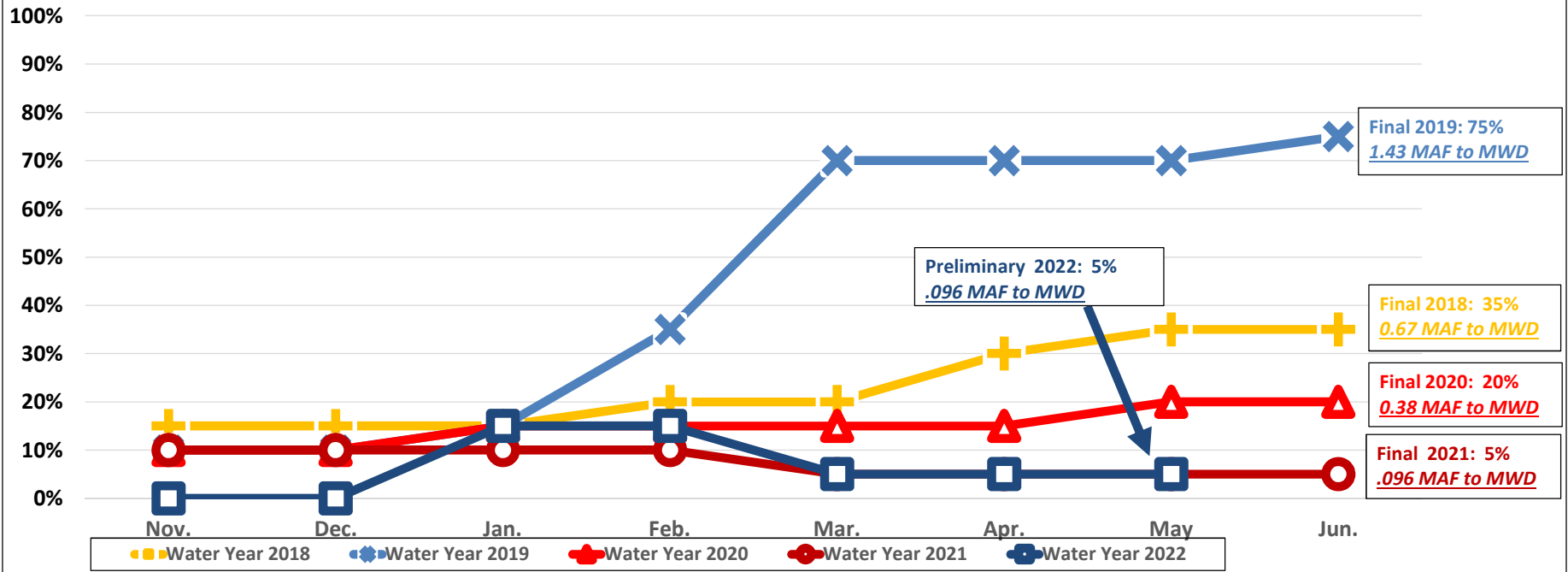


SWP Take Capacity = 0.184 MAF  
 CRA Take Capacity = 0.347 MAF  
 In Region Take Capacity = 0.426 MAF



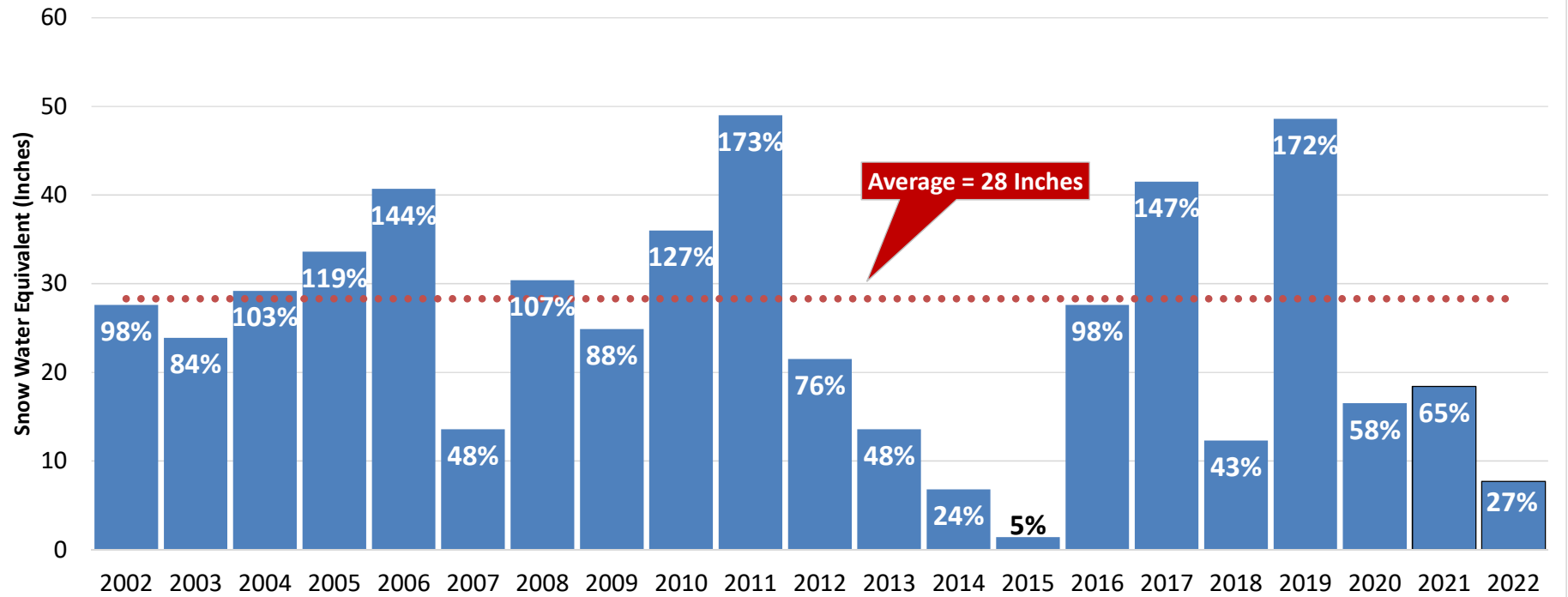
# SWP TABLE A ALLOCATION PERCENTAGE

FOR STATE WATER PROJECT CONTRACTORS

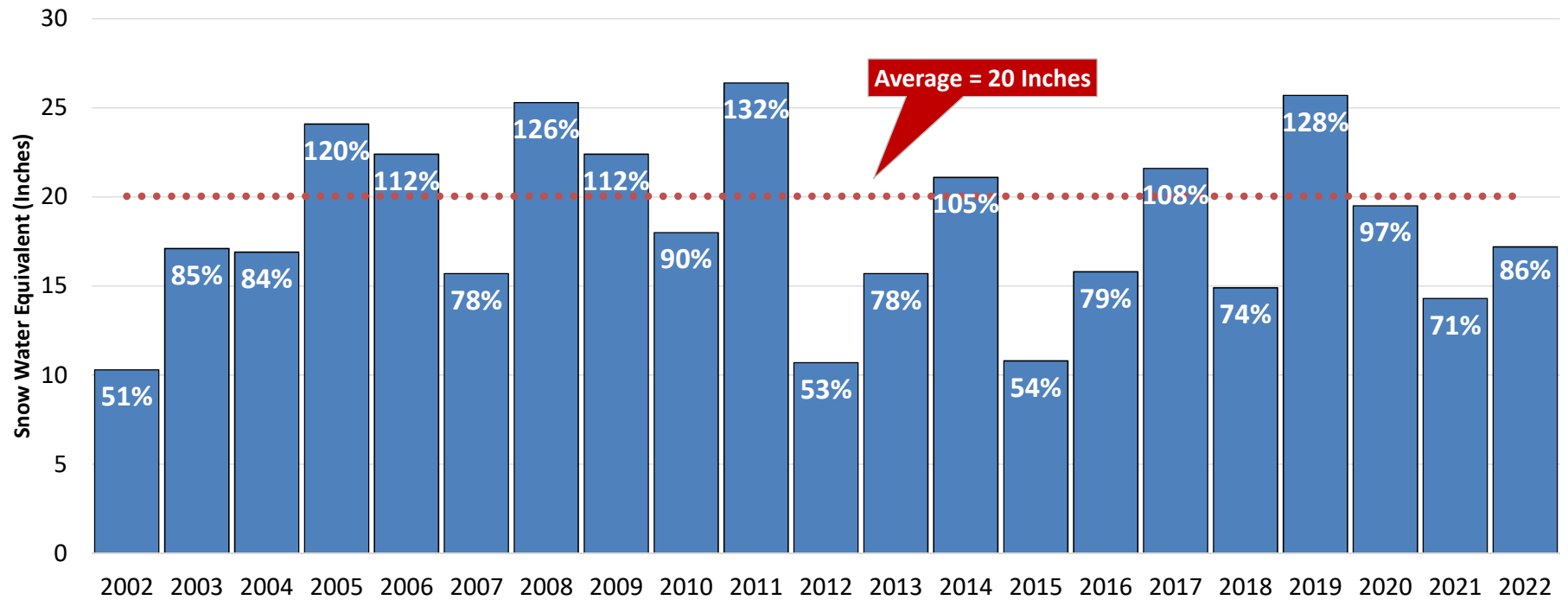




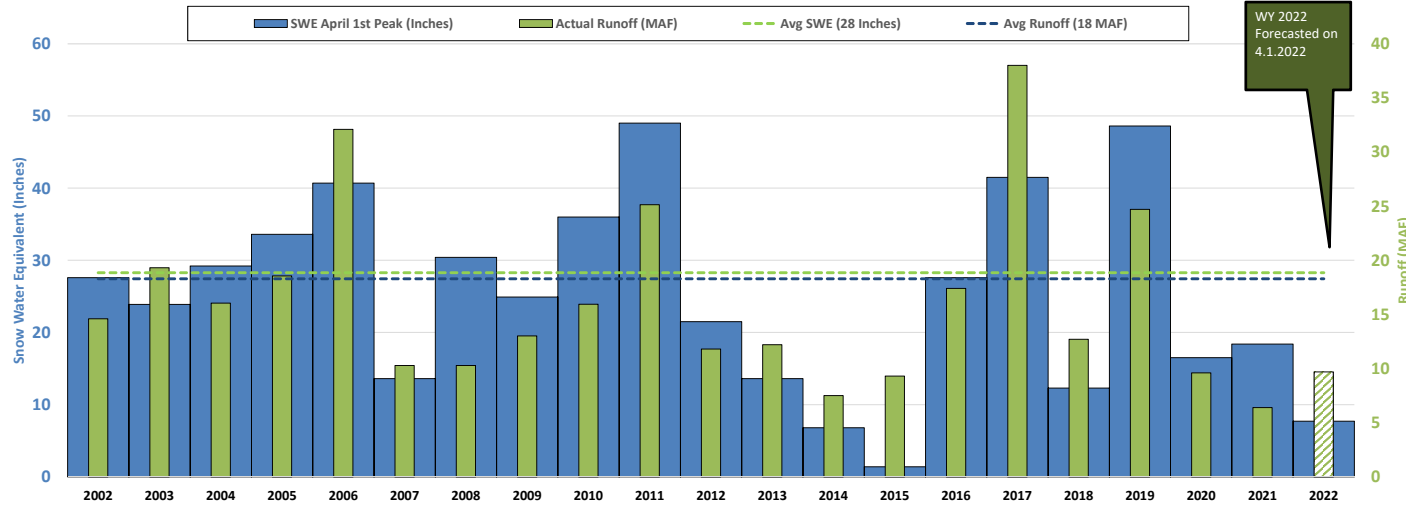
### Historical Northern California April 1st Peak Snow Water Equivalent



### Historical Colorado Basin April 15th Peak Snow Water Equivalent



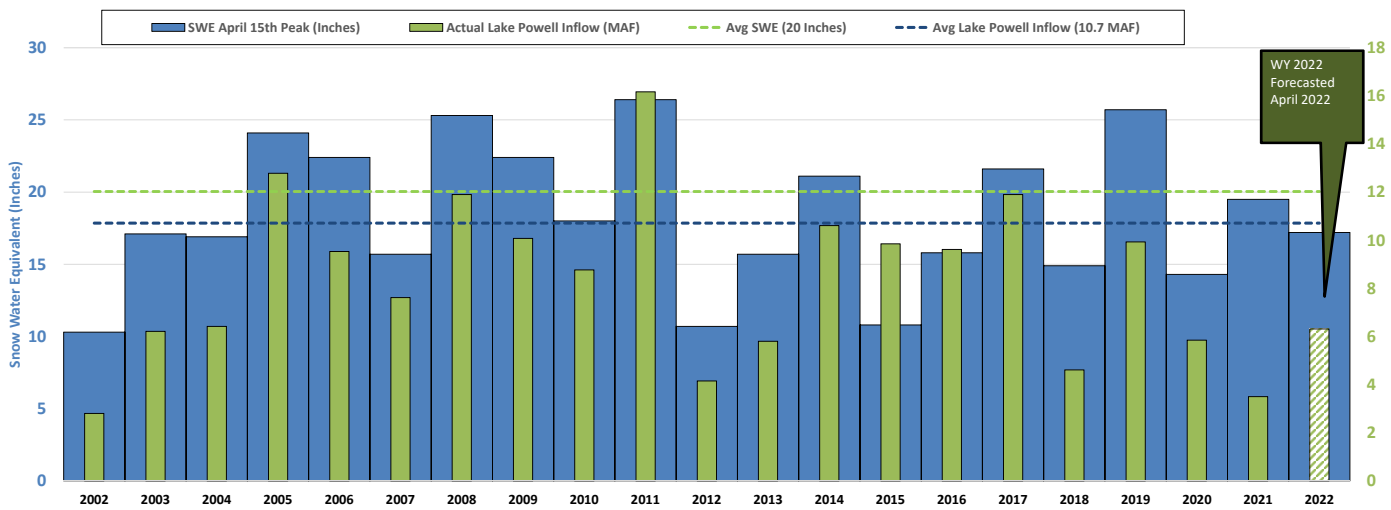
**Northern California Historical Snow Water Equivalent (Inches) Vs Runoff (Million AF)**



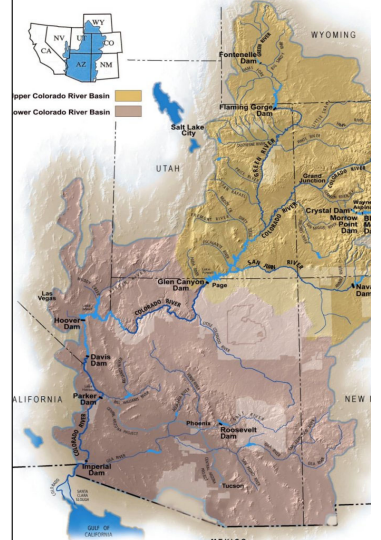
**Sacramento River Basin**



**Upper Colorado Historical Snow Water Equivalent (Inches) Vs Runoff (Million AF)**



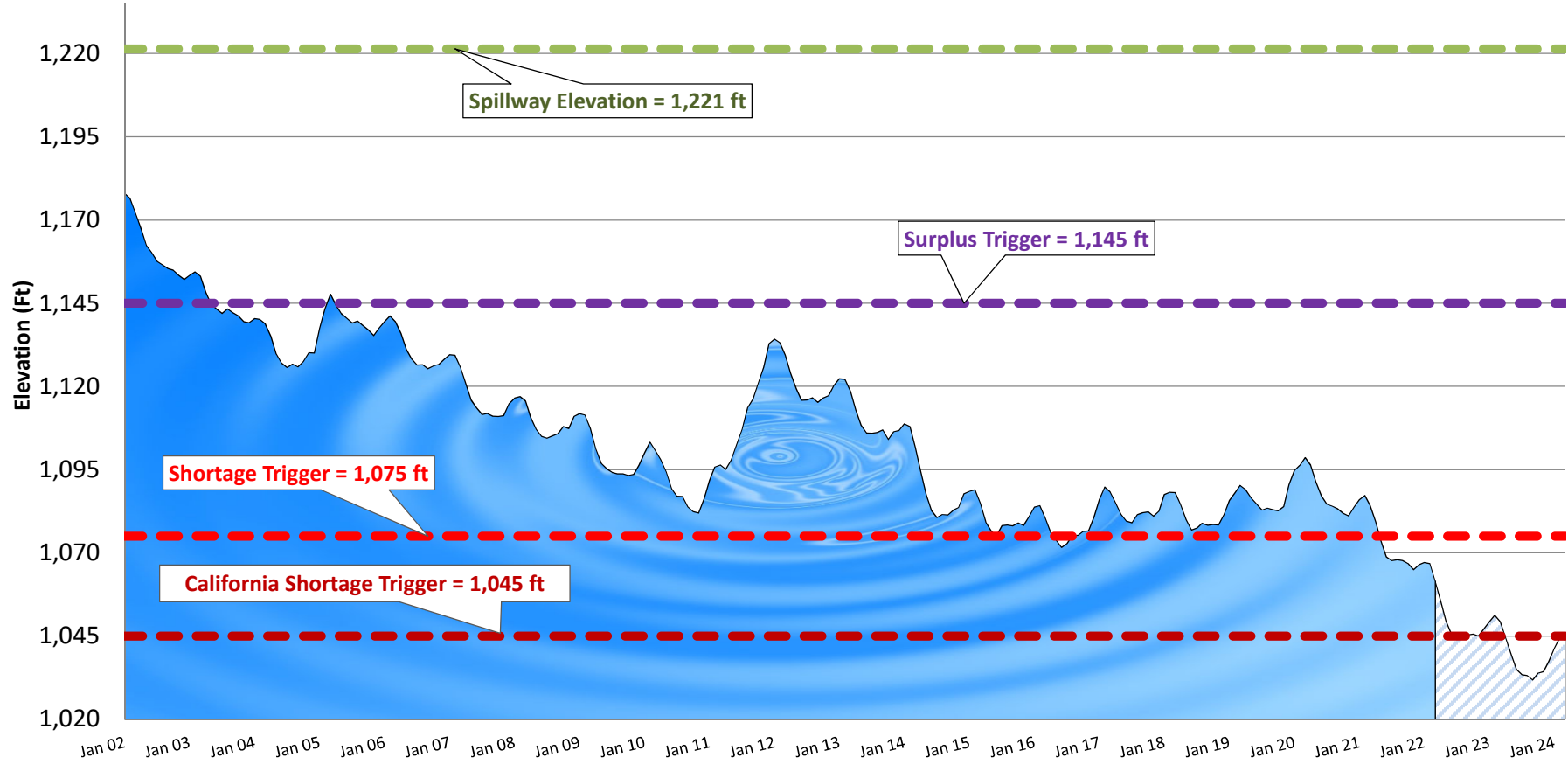
**Colorado River Basin**



# Lake Mead Levels: Historical and Projected projection per USBR 24-Month Study

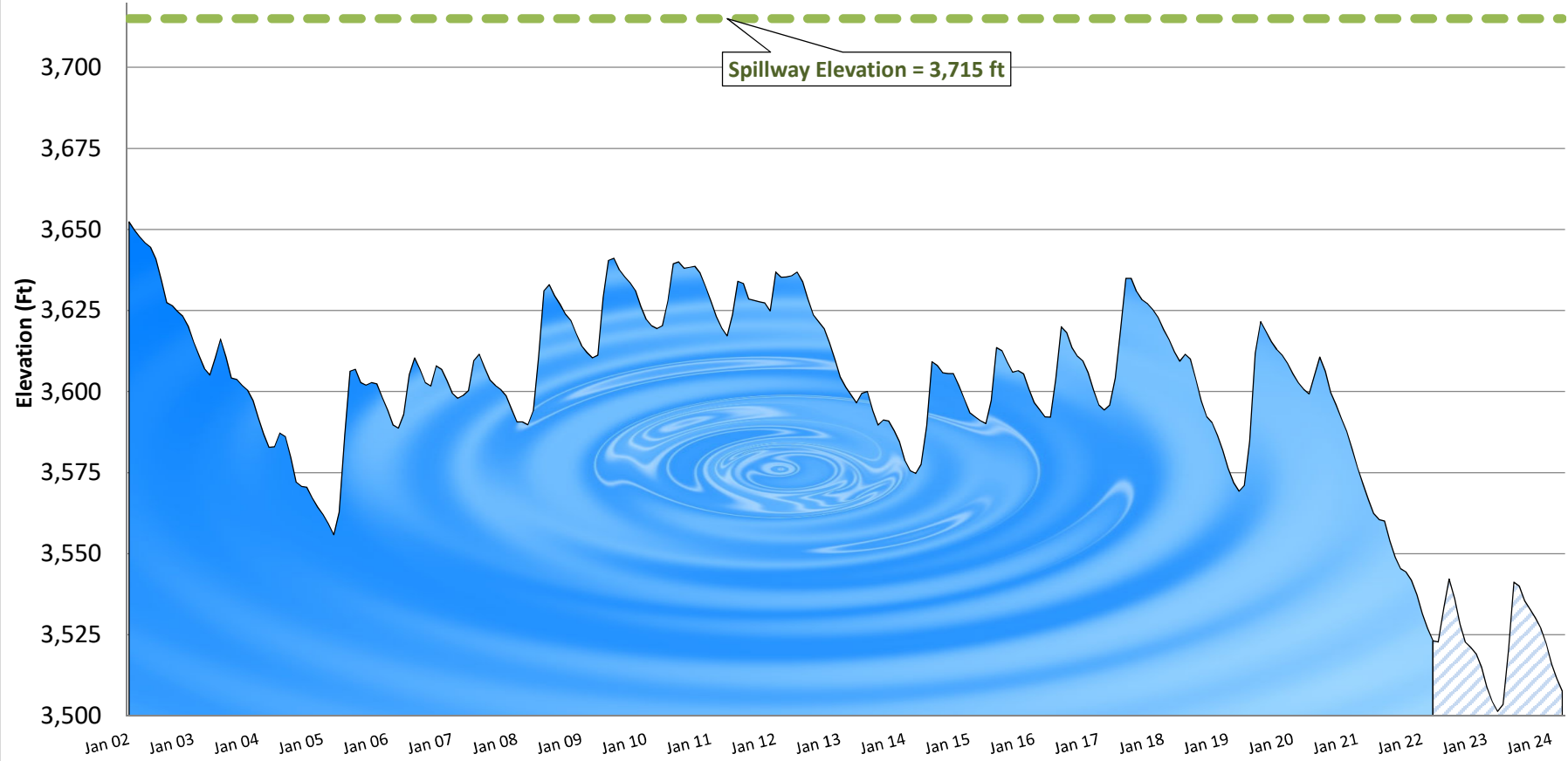


Projected  
Historical

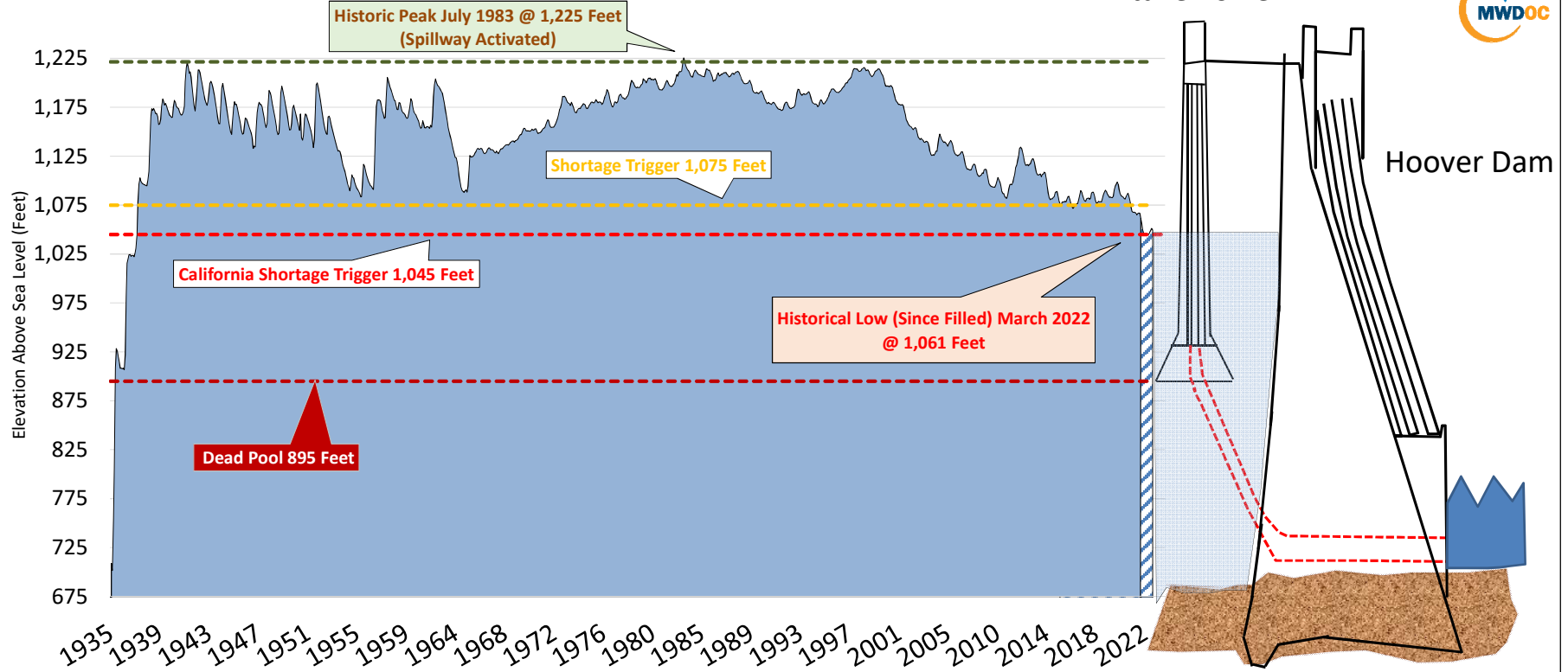


## Lake Powell Levels: Historical and Projected projection per USBR 24-Month Study

■ Historical □ Projected




## Lake Mead Historical Water Elevation Level



**WEEKLY MEMO 5-19-2022**

# **SOCIAL MEDIA HIGHLIGHTS**



# Post Performance

May 12, 2022 - May 18, 2022

Review the lifetime performance of the posts you published during the publishing period.



**Included in this Report**

 @CityGardenGrove

 Garden Grove City Hall

 gardengrovecityhall



**gardengrovecityhall**

Wed 5/18/2022 3:12 pm PDT

@FOODSOFGARDENGROVE



Impressions	224
Reach	220
Comments	0
Story Taps Back	4



**@CityGardenGrove**

Wed 5/18/2022 2:56 pm PDT

As **#NationalPoliceWeek** draws to a close, the City & GGPD would like to acknowledge & remember those who...



Impressions	113
Potential Reach	4,544
Engagements	3
Engagement Rate (per Impression)	2.7%



**Garden Grove City Hall**

Wed 5/18/2022 2:52 pm PDT

As **#NationalPoliceWeek 2022** draws to a close, the City of Garden Grove and the Garden Grove Police Department would...



Impressions	471
Reach	469
Engagements	12
Engagement Rate (per Impression)	2.5%



@CityGardenGrove

Wed 5/18/2022 1:42 pm PDT

🍴 Did you know the City has a dedicated food platform on [#Instagram](#) & [#TikTok](#) that showcases the best restaurants in...



Impressions	268
Potential Reach	5,574
Engagements	22
Engagement Rate (per Impression)	8.2%



gardengrovecityhall

Wed 5/18/2022 1:30 pm PDT

🍴 Did you know the City has a dedicated food platform on Instagram and TikTok that showcases the best restaurants in Garde...



Impressions	467
Reach	444
Engagements	9
Engagement Rate (per Impression)	1.9%



Garden Grove City Hall

Wed 5/18/2022 1:30 pm PDT

🍴 Did you know the City has a dedicated food platform on Instagram and TikTok that showcases the best restaurants in Garde...



Impressions	522
Reach	518
Engagements	11
Engagement Rate (per Impression)	2.1%



**gardengrovecityhall**

Wed 5/18/2022 10:48 am PDT

💧 There's always an opportunity to make water-wise decisions! Water saved by taking shorter showers is about 2-5 gallo...



Impressions	<b>365</b>
Reach	<b>346</b>
Engagements	<b>3</b>
Engagement Rate (per Impression)	<b>0.8%</b>



**@CityGardenGrove**

Wed 5/18/2022 10:45 am PDT

🚿 There's always an opportunity to make **#waterwise** decisions! Water saved by taking shorter showers is about 2-5 gallo...



Impressions	<b>148</b>
Potential Reach	<b>5,343</b>
Engagements	<b>4</b>
Engagement Rate (per Impression)	<b>2.7%</b>




**Garden Grove City Hall**


Wed 5/18/2022 10:42 am PDT


💧 There's always an opportunity to make water-wise decisions! Water saved by taking shorter showers is about 2-5 gallo...



Impressions	<b>272</b>
Reach	<b>272</b>
Engagements	<b>5</b>
Engagement Rate (per Impression)	<b>1.8%</b>

 **Garden Grove City Hall**  
Tue 5/17/2022 5:01 pm PDT

 We already miss the Re:Imagine Garden Grove Open Streets event! Can't wait for its return! #gg1956 #reimaginegg...




Video Views	—
Impressions	—
Reach	—
Engagements	—
Engagement Rate (per Impression)	—

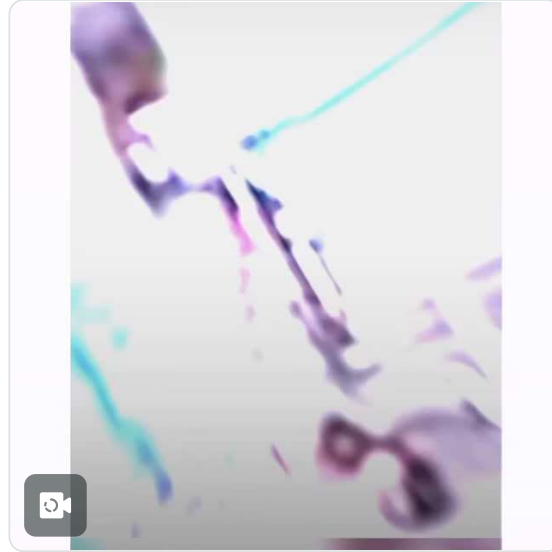
 **Garden Grove City Hall**  
Tue 5/17/2022 4:20 pm PDT

 We already miss the Re:Imagine Garden Grove Open Streets event! Can't wait for its return! #gg1956 #reimaginegg...



Video Views	—
Impressions	—
Reach	—
Engagements	—
Engagement Rate (per Impression)	—

 **gardengrovecityhall**  
Tue 5/17/2022 4:01 pm PDT



Impressions	<b>211</b>
Reach	<b>208</b>
Comments	<b>0</b>
Story Taps Back	<b>7</b>



**gardengrovecityhall**

Tue 5/17/2022 1:01 pm PDT

@PAWS4STUDENTS



Impressions	<b>222</b>
Reach	<b>219</b>
Comments	<b>0</b>
Story Taps Back	<b>5</b>



**gardengrovecityhall**

Tue 5/17/2022 12:58 pm PDT

👩🏫👮 Yesterday, the Garden Grove Unified School District and Garden Grove Police Department announced a new program...



Impressions	<b>1,288</b>
Reach	<b>1,044</b>
Engagements	<b>84</b>
Engagement Rate (per Impression)	<b>6.5%</b>



**Garden Grove City Hall**

Tue 5/17/2022 12:49 pm PDT

👩🏫👮 Yesterday, the Garden Grove Unified School District and Garden Grove Police Department announced a new program...




Impressions	<b>2,545</b>
Reach	<b>2,360</b>
Engagements	<b>200</b>
Engagement Rate (per Impression)	<b>7.9%</b>



**gardengrovecityhall**

Tue 5/17/2022 12:07 pm PDT

@GARDENGROVEPD @GARDENGROVEUSD  
@PAWS4STUDENTS



Impressions	<b>261</b>
Reach	<b>257</b>
Comments	<b>0</b>
Story Taps Back	<b>3</b>



**gardengrovecityhall**

Tue 5/17/2022 11:59 am PDT

👩🏻‍🎓👨🏻‍🎓 In a continued effort to provide mental health resources to the community, @gardengrovecpd, in collaboration with t...



Video Views	<b>127</b>
Impressions	<b>492</b>
Reach	<b>480</b>
Engagements	<b>21</b>
Engagement Rate (per Impression)	<b>4.3%</b>



**Garden Grove City Hall**

Tue 5/17/2022 11:54 am PDT

👩🏻‍🎓👨🏻‍🎓 In a continued effort to provide mental health resources to the community, the Garden Grove Police Department, in...



Video Views	<b>156</b>
Impressions	<b>434</b>
Reach	<b>424</b>
Engagements	<b>64</b>
Engagement Rate (per Impression)	<b>14.7%</b>



**Garden Grove City Hall**

Tue 5/17/2022 11:32 am PDT

This Thursday, May 19, at 5:00 p.m., is the annual "Call to Duty" Garden Grove Police Department Memorial. Please join us as ...



Impressions	<b>384</b>
Reach	<b>377</b>
Engagements	<b>6</b>
Engagement Rate (per Impression)	<b>1.6%</b>



**@CityGardenGrove**

Mon 5/16/2022 3:06 pm PDT

Did somebody say strawberries? 🍓 Join us on 5/26, from 4:30-7:30PM for the H. Louis Lake Senior Center's 45th Annual...



Impressions	<b>269</b>
Potential Reach	<b>4,544</b>
Engagements	<b>8</b>
Engagement Rate (per Impression)	<b>3%</b>



**gardengrovecityhall**

Mon 5/16/2022 3:01 pm PDT

Did somebody say strawberries? 🍓 Join us on Thursday, May 26, 2022, from 4:30 p.m. to 7:30 p.m., for the City of Garden...



Impressions	<b>2,183</b>
Reach	<b>1,980</b>
Engagements	<b>103</b>
Engagement Rate (per Impression)	<b>4.7%</b>

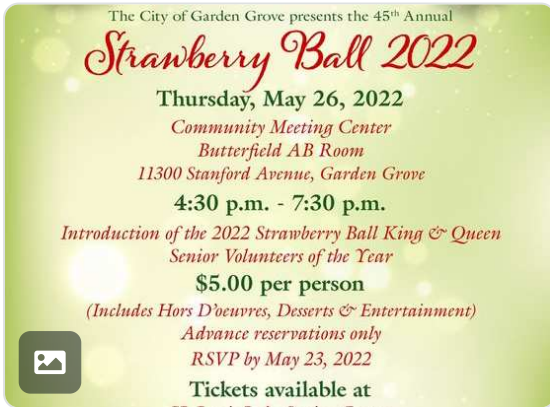




**Garden Grove City Hall**

Mon 5/16/2022 3:00 pm PDT

Did somebody say strawberries? 🍓 Join us on Thursday, May 26, 2022, from 4:30 p.m. to 7:30 p.m., for the City of Garden...



Impressions	2,406
Reach	2,406
Engagements	69
Engagement Rate (per Impression)	2.9%



**gardengrovecityhall**

Mon 5/16/2022 8:10 am PDT

🇺🇸 In recognition of #PeaceOfficersMemorialDay and #NationalPoliceWeek, members of the...



Impressions	1,396
Reach	1,088
Engagements	72
Engagement Rate (per Impression)	5.2%



**@CityGardenGrove**

Mon 5/16/2022 8:03 am PDT

🇺🇸 In recognition of #PeaceOfficersMemorialDay & #NationalPoliceWeek, members of th...



Impressions	266
Potential Reach	4,541
Engagements	9
Engagement Rate (per Impression)	3.4%



**Garden Grove City Hall**

Mon 5/16/2022 7:59 am PDT

🇺🇸 In recognition of  
#PeaceOfficersMemorialDay and  
#NationalPoliceWeek, members of the...



Impressions	<b>653</b>
Reach	<b>643</b>
Engagements	<b>40</b>
Engagement Rate (per Impression)	<b>6.1%</b>



**Garden Grove City Hall**

Fri 5/13/2022 4:17 pm PDT

Listen as Garden Grove TV3 Reporter  
Breanna Greenup tells us about the  
upcoming Garden Grove Police...



Video Views	<b>137</b>
Impressions	<b>315</b>
Reach	<b>307</b>
Engagements	<b>54</b>
Engagement Rate (per Impression)	<b>17.1%</b>




**@CityGardenGrove**

Fri 5/13/2022 3:47 pm PDT


ATTN business owners! 🗨️ Join the Asian  
Business Association's Small Business  
Development Day event on 5/17, from 3...




Impressions	<b>256</b>
Potential Reach	<b>4,535</b>
Engagements	<b>9</b>
Engagement Rate (per Impression)	<b>3.5%</b>


 **Garden Grove City Hall**  
 Fri 5/13/2022 3:46 pm PDT

Attention business owners! 🗨️ Join the Asian Business Association's Small Business Development Day event on...




Impressions	<b>958</b>
Reach	<b>943</b>
Engagements	<b>11</b>
Engagement Rate (per Impression)	<b>1.1%</b>

 **gardengrovecityhall**  
 Fri 5/13/2022 8:10 am PDT



Impressions	<b>257</b>
Reach	<b>254</b>
Comments	<b>0</b>
Story Taps Back	<b>7</b>

 **Garden Grove City Hall**  
 Fri 5/13/2022 8:07 am PDT

!! DEADLINE: 5:00 PM Let's recognize our #homeowners for their amazing homes and gardens! Participate in...



Impressions	<b>544</b>
Reach	<b>525</b>
Engagements	<b>10</b>
Engagement Rate (per Impression)	<b>1.8%</b>

**G**  **gardengrovecityhall**  
Thu 5/12/2022 4:34 pm PDT



Impressions	<b>508</b>
Reach	<b>500</b>
Comments	<b>0</b>
Story Taps Back	<b>5</b>

 **@CityGardenGrove**  
Thu 5/12/2022 4:32 pm PDT

We're accepting applications for a full-time GIS Coordinator. If you possess experience solving GIS problems & working with...



Impressions	<b>474</b>
Potential Reach	<b>4,534</b>
Engagements	<b>6</b>
Engagement Rate (per Impression)	<b>1.3%</b>

 **gardengrovecityhall**  
Thu 5/12/2022 4:30 pm PDT

Join the City of Garden Grove! We're accepting applications for a full-time GIS Coordinator. If you possess experience...



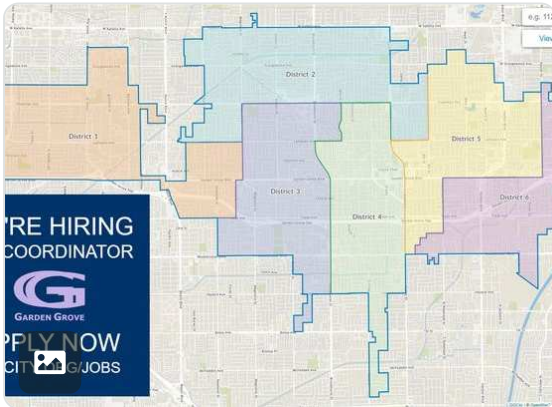
Impressions	<b>1,111</b>
Reach	<b>1,023</b>
Engagements	<b>17</b>
Engagement Rate (per Impression)	<b>1.5%</b>



**Garden Grove City Hall**

Thu 5/12/2022 4:29 pm PDT

Join the City of Garden Grove! We're accepting applications for a full-time GIS Coordinator. If you possess experience...



Impressions	<b>2,890</b>
Reach	<b>2,859</b>
Engagements	<b>124</b>
Engagement Rate (per Impression)	<b>4.3%</b>



**gardengrovecityhall**

Thu 5/12/2022 8:48 am PDT

This is a reminder that next Thursday, May 19, at 5:00 p.m., will be the @gardengrovepd's Call to Duty Memoria...



Impressions	<b>748</b>
Reach	<b>697</b>
Engagements	<b>21</b>
Engagement Rate (per Impression)	<b>2.8%</b>



**@CityGardenGrove**

Thu 5/12/2022 8:30 am PDT

This is a reminder that next Thursday, May 19, at 5:00 p.m., will be the @GardenGrovePD's Call to Duty...



Impressions	<b>186</b>
Potential Reach	<b>4,533</b>
Engagements	<b>7</b>
Engagement Rate (per Impression)	<b>3.8%</b>



**Garden Grove City Hall**

Thu 5/12/2022 8:30 am PDT

This is a reminder that next Thursday, May 19, at 5:00 p.m., will be the Garden Grove Police Department's Call to Duty Memori...



Impressions	<b>643</b>
Reach	<b>615</b>
Engagements	<b>19</b>
Engagement Rate (per Impression)	<b>3%</b>



## Post Performance

May 12, 2022 - May 18, 2022

Review the lifetime performance of the posts you published during the publishing period.

**Included in this Report**

 Garden Grove Police Department     ggpdk9unit





**Garden Grove Police Depa...**

Wed 5/18/2022 12:02 pm PDT

As #NationalPoliceWeek 2022 draws to a close, we would like to acknowledge and thank all the men and women who put...



Impressions	<b>1,860</b>
Reach	<b>1,818</b>
Engagements	<b>148</b>
Engagement Rate (per Impression)	<b>8%</b>



**Garden Grove Police Depa...**

Tue 5/17/2022 12:00 pm PDT

Ladies, did you know there are over 670,000 law enforcement officers, but only 12% of those are females? Answer the c...



Impressions	<b>1,994</b>
Reach	<b>1,994</b>
Engagements	<b>213</b>
Engagement Rate (per Impression)	<b>10.7%</b>



**ggpdk9unit**

Tue 5/17/2022 9:13 am PDT

Truth of the matter is, we operate in the real world. It's easy to send when there's just a dog and an agitator in a sterile...



Video Views	<b>904</b>
Impressions	<b>1,632</b>
Reach	<b>1,487</b>
Engagements	<b>215</b>
Engagement Rate (per Impression)	<b>13.2%</b>



**Garden Grove Police Depa...**

Mon 5/16/2022 9:00 pm PDT

In a continued effort to provide mental health resources to our community, #GardenGrovePD collaborated with...



Video Views	<b>837</b>
Impressions	<b>1,803</b>
Reach	<b>1,803</b>
Engagements	<b>288</b>
Engagement Rate (per Impression)	<b>16%</b>



**Garden Grove Police Depa...**

Sun 5/15/2022 3:00 pm PDT

In 1962, President Kennedy signed a proclamation which designated May 15 as Peace Officers Memorial Day and the we...



Impressions	<b>3,885</b>
Reach	<b>3,885</b>
Engagements	<b>907</b>
Engagement Rate (per Impression)	<b>23.3%</b>




**Garden Grove Police Depa...**

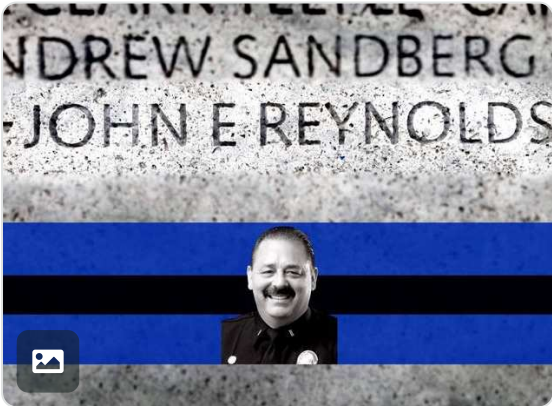
Sun 5/15/2022 3:00 pm PDT




Impressions	—
Reach	—
Engagements	—
Engagement Rate (per Impression)	—

 **Garden Grove Police Depa...**  
Sat 5/14/2022 12:00 pm PDT


Lieutenant John Reynolds became a #GardenGrove Police Officer in 1995. He rose to the rank of lieutenant through hi...




Impressions	<b>3,663</b>
Reach	<b>3,663</b>
Engagements	<b>276</b>
Engagement Rate (per Impression)	<b>7.5%</b>

 **Garden Grove Police Depa...**  
Fri 5/13/2022 4:17 pm PDT


Listen as Garden Grove TV3 Reporter Breanna Greenup tells us about the upcoming Garden Grove Police...



Video Views	<b>473</b>
Impressions	<b>696</b>
Reach	<b>683</b>
Engagements	<b>275</b>
Engagement Rate (per Impression)	<b>39.5%</b>

 **Garden Grove Police Depa...**  
Fri 5/13/2022 10:00 am PDT

Master Officer Howard Dallies, Jr. began his law enforcement career with the Orange County Sheriff's Department, then went ...



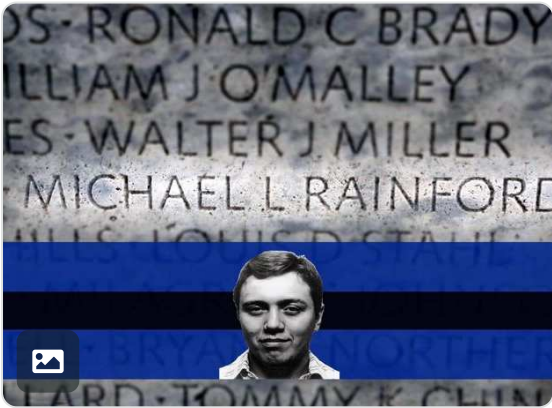
Impressions	<b>1,728</b>
Reach	<b>1,707</b>
Engagements	<b>161</b>
Engagement Rate (per Impression)	<b>9.3%</b>



**Garden Grove Police Depa...**

Thu 5/12/2022 12:01 pm PDT

Officer Michael Rainford began his law enforcement career with the #GardenGrove Police Department as a...



Impressions	<b>2,492</b>
Reach	<b>2,421</b>
Engagements	<b>144</b>
Engagement Rate (per Impression)	<b>5.8%</b>




# Post Performance


May 12, 2022 - May 18, 2022

Review the lifetime performance of the posts you published during the publishing period.


**Included in this Report**

 @GardenGroveTV3

 Garden Grove TV 3

 **Garden Grove TV 3**  
 Fri 5/13/2022 4:17 pm PDT

Listen as Garden Grove TV3 Reporter Breanna Greenup tells us about the upcoming Garden Grove Police...



Video Views	25
Impressions	34
Reach	32
Engagements	17
Engagement Rate (per Impression)	50%

 **Garden Grove TV 3**  
 Tue 5/17/2022 4:10 pm PDT

We already miss the Re:Imagine Garden Grove Open Streets event! Can't wait for its return! #gg1956 #reimaginegg...



Video Views	—
Impressions	—
Reach	—
Engagements	—
Engagement Rate (per Impression)	—

 **Garden Grove TV 3**  
 Tue 5/17/2022 4:14 pm PDT

 We already miss the Re:Imagine Garden Grove Open Streets event! Can't wait for its return! #GGTV3 #reimaginegg...



Video Views	—
Impressions	—
Reach	—
Engagements	—
Engagement Rate (per Impression)	—



**Garden Grove TV 3**

Tue 5/17/2022 5:05 pm PDT

🚲 We already miss the Re:Imagine Garden Grove Open Streets event! Can't wait for its return! #ggtv3 #reimaginegg...



Video Views	—
Impressions	—
Reach	—
Engagements	—
Engagement Rate (per Impression)	—



**WEEKLY MEMO 5-19-2022**

# **NEWS ARTICLES**

## GARDEN GROVE



PHOTOS BY MINDY SCHAUER — STAFF PHOTOGRAPHER

Misha, a 4-year-old retriever, thrives on the attention of children at Mitchell Elementary School in Garden Grove on Monday. The district announced that trained police support dogs will be used at schools to promote emotional well-being.

# DOGS BOOST STUDENTS' MENTAL HEALTH

By Roxana Kopetman  
rkopetman@seng.com


Kids and dogs. They just go together.

Usually, though, not at school. But in Garden Grove Unified, administrators and local police are bringing trained support dogs onto campuses to help students facing stress or even trauma.

The dogs — Misha and Nellie — were introduced Monday at Mitchell Elementary in Garden Grove during an afternoon assembly as school and police officials announced the new collaboration to provide social-emotional support for students.

“We care about your mental health and your well-being,” Superintendent Gabriela Mafi told students. “Mental health means asking for help when you’re dealing with something that’s too hard to handle on your own. And we all have challenges. We all face them. Me, too.”

“We all need a little help along the way to deal with those challenges,” Mafi said.



ABOVE: Garden Grove School Resource Officer Derek Link and his emotional support dog, Nellie, visit Mitchell Elementary.

RIGHT: Garden Grove School Resource Officer Patrick Julienne is interrupted Monday by his emotional support dog, Misha.


Though the program was officially announced Monday for the district, the dogs already have made an impact at Mitchell Elementary.

In the past month or so, they have visited the school follow-

ing the death of fifth grader Vincent Trinh, offering consolation to his twin brother, Ace, and their many friends.

“Ace was having a rough day. It was his first week back

DOGS » PAGE 4



## Dogs

FROM PAGE 1

to school after his brother passed,” School Resource Officer Derek Link said, “so they called us in.”

When Ace saw Nellie, an English black Labrador, he stopped “and froze in his tracks,” Link said. Then he got down on his knees next to the dog, who licked his face.

“Then we talked about ice cream and movies — until he sprang up and said, ‘Thanks. Bye.’”

Since then, the student has been meeting with both dogs once a week.

Other students who said the dogs already have helped them include fifth graders Christine Le and Julie Gutierrez, who took long turns petting them after the assembly Monday and previously have met the support animals on campus.

“I had a lot of tests, and it helped me with a lot of worries,” said Christine, who doesn’t have any pets at home.

Fourth grader Emily Arias has two dogs at home but said it still makes a difference to visit at school with either Nellie, the black Labrador, or Misha, a white retriever.

“It makes me feel better when I hug the dogs,” she said.

The idea behind the program sprung from a conversation Resource School Officer Patrick Julienne had with his 15-year-old daughter, Lily, last October. Talking about dogs, she told her dad about a support dog a counselor brings to her school, Palos Verdes Peninsula High. Why not bring support dogs, she asked, to Garden Grove Unified’s schools?

Julienne got to researching the idea and brought in his colleague, Link, who has worked with police dogs before. To fund the program, Garden Grove Unified created the John Reynolds Youth Support Canine Foundation, named after former Lt. Reynolds, who

died last year.

Misha, born in Russia and raised in Ukraine, was brought to the U.S. by a local breeder who donated the dog to the department. Nellie initially was trained as a guide dog to the blind. Both have been trained to provide support despite chaotic environments and to remain calm and supportive to strangers, without barking or becoming aggressive.

Misha lives with Julienne. Nellie lives with Link. They travel daily to different schools, bringing the dogs with them. Link said they have 50 to 100 encounters a day with students.

There have been sweet moments, such as a meeting with a third grader who hugged Nellie, said she doesn’t like police, then “five minutes later, she said she can’t wait to be a police officer,” Link said. And more serious ones, like helping a teenager who walked off campus recently expressing suicidal thoughts and was calmed after meeting Nellie, whom the teenager petted until their mother arrived and the student could be transferred for a medical evaluation.

Julienne and Link, part of the Garden Grove Police Department, are among five officers assigned full-time to assist in the district’s schools, which include 45 elementary campuses and 18 secondary schools serving some 43,000 students in Garden Grove and parts of Anaheim, Santa Ana, Cypress, Fountain Valley, Stanton and Westminster.

The Garden Grove Unified program through the Police Department is unique and may be the first of its kind, not only in Orange County but the state, said Link, who has attended dog training events.

The goal, police and district officials reiterated Monday, is to offer students another level of support.

“We know that if you’re not feeling well emotionally, that it’s tough to focus and do well in school,” Superintendent Mafi said. “We never want students to feel alone.”



CONTACT:  
Sgt. Lino Santana  
Garden Grove Police Department  
(714) 741-5704/[linos@ggcity.org](mailto:linos@ggcity.org)

**FOR IMMEDIATE RELEASE**

Public Information Office (714) 741-5280

Follow the City of Garden Grove on Social Media



Monday, May 16, 2022

## **HEAVY TRAFFIC AND ROAD CLOSURES DURING GARDEN GROVE STRAWBERRY FESTIVAL**

From Friday, May 27 through Monday, May 30, 2022, the Garden Grove Strawberry Festival will take place at Village Green park, located at 12732 Main Street, where Euclid Street and Main Street intersect. During the 4-day festival, heavy traffic is anticipated in the immediate area. Motorists are asked to plan accordingly.

On Saturday, May 28, 2022, the following streets will be closed, from 7:00 a.m. to 2:00 p.m., for the Strawberry Festival Parade:

- 9th Street, between Jerry Lane and Orangewood Avenue
- Chapman Avenue, between West Street and Nelson Street
- Euclid Street, between Orangewood Avenue and Garden Grove Boulevard

No vehicles will be allowed to drive or park on the closed streets until the parade has ended. Streets impacted by closures will be posted with "NO PARKING" signs and residents will be notified in advance.

Orange County Transit Authority bus routes will also be affected by road closures.

From Thursday, May 26 through Tuesday, May 31, 2022, Historic Main Street will be closed to through traffic.

-more-

## Heavy Traffic and Road Closures during Garden Grove Strawberry Festival 2-2-2

Stanford Avenue and residential streets near Lampson Avenue and Euclid Street will be open to residents only. Identification will be required for vehicles traveling on those streets during festival hours.

Residential parking by permit only will be enforced on Pine Street and Walnut Street, south of Lampson Avenue, and College Avenue, between Euclid Street and Pine Street.

Garden Grove police officers will be onsite to provide directions for residents entering or leaving the area.

Suggested alternate routes during parade hours are Katella Avenue or Garden Grove Boulevard for east and west traffic. For north and south traffic, alternate routes are Brookhurst Street or West Street.

The Strawberry Festival Parade will begin at 10:00 a.m. on Chapman Avenue, from 9<sup>th</sup> Street to Euclid Street, then continue south towards Village Green park where it concludes at Acacia Parkway.

The award-winning Garden Grove TV3 will cablecast the Strawberry Festival Parade on Spectrum Cable Channel 3 and stream on YouTube at [youtube.com/gardengrovetv3/live](https://youtube.com/gardengrovetv3/live).

For more information on the 2022 Garden Grove Strawberry Festival, visit [strawberryfestival.org](https://strawberryfestival.org).

For more information on street closures, call the Garden Grove Police Department at (714) 741-5704.

###



CONTACT:  
Sgt. Jonathan Wainwright  
Garden Grove Police Department  
(714) 741-5814/jonathan@ggcity.org

**FOR IMMEDIATE RELEASE**

Public Information Office (714) 741-5280

Follow the City of Garden Grove on Social Media

Friday, May 13, 2022



## **35<sup>TH</sup> ANNUAL POLICE MEMORIAL NEXT THURSDAY**

The 35<sup>th</sup> Annual Garden Grove Police Department Call to Duty Memorial, honoring Garden Grove police officers lost in the line of duty, takes place on Thursday, May 19, at 5:00 p.m., in front of Garden Grove Police Headquarters, located at 11301 Acacia Parkway.

The memorial will include the unveiling of a memorial plaque for Lieutenant John Reynolds, Garden Grove's sixth fallen officer, who passed away from COVID-19 last year. Garden Grove's other fallen officers are: Sergeant Myron L. Trapp, Officer Andy Reese, Officer Donald F. Reed, Officer Michael Rainford, and Master Officer Howard Dallies Jr.

The guest speaker is retired Garden Grove Police Chief John Robertson. The memorial also features a flag-folding ceremony, memorial bell ringing, helicopter fly-over, a 21-gun salute, and musical selections by the Bolsa Grande High School Choir.

East and west bound Acacia Parkway, from Garden Grove City Hall to 9<sup>th</sup> Street; and Civic Center Drive, from Garden Grove Boulevard to Acacia Parkway, will be closed on May 19, from 10:00 a.m. to 8:00 p.m.

For more information, visit the City's website at [ggcity.org](http://ggcity.org), or Garden Grove City Hall or Garden Grove Police Department Facebook pages.

###

## **MISCELLANEOUS ITEMS**

**May 19, 2022**

1. Calendar of Events
2. Notice of cancellation of the May 26, 2022 Zoning Administrator meeting.
3. League of California Cities, "CalCities," from May 13, 2022 to May 19, 2022.



## CALENDAR OF EVENTS

May 19, 2022 – July 4, 2022

Thursday	May 19	5:00 p.m.	Garden Grove Police Department 35 <sup>th</sup> Annual Call to Duty Memorial, Garden Grove Police Department
		7:00 p.m.	Planning Commission Meeting, CMC
Friday	May 20		City Hall Closed – Regular Friday Closure
Tuesday	May 24	6:00 p.m. 6:30 p.m.	Closed Session, CMC Housing Authority, CMC Sanitary District Board, CMC Successor Agency Meeting, CMC City Council Meeting, CM
Thursday	May 26		\$2 Casual Dress Day
Friday	May 30		City Hall Closed – Memorial Day
Thursday	June 2	7:00 p.m.	Planning Commission Meeting, CMC
Friday	June 3		City Hall Closed – Regular Friday Closure
Monday	June 6	6:30 p.m.	Neighborhood Improvement and Conservation Commission Meeting, CMC
Thursday	June 9		\$2 Casual Dress Day
Tuesday	June 14	5:30 p.m. 6:30 p.m.	Closed Session, CMC Successor Agency Meeting, CMC City Council Meeting, CMC
Thursday	June 16	7:00 p.m.	Planning Commission Meeting, CMC
Friday	June 17		City Hall Closed – Regular Friday Closure
Tuesday	June 28	5:30 p.m. 6:30 p.m.	Closed Session, CMC Housing Authority, CMC Sanitary District Board, CMC Successor Agency Meeting, CMC City Council Meeting, CM
Friday	July 1		City Hall Closed – Regular Friday Closure
Friday	July 4		City Hall Closed – Independence Day





**NOTICE OF CANCELLATION**  
**OF THE**  
**GARDEN GROVE**  
**ZONING ADMINISTRATOR**  
**REGULAR MEETING**  
**MAY 26, 2022**

NOTICE IS HEREBY GIVEN that the Regular Meeting of the Garden Grove Zoning Administrator scheduled for Thursday, May 26, 2022, at 9:00 a.m. at City Hall, 11222 Acacia Parkway, Third Floor Training Room, Garden Grove, is hereby cancelled.

DATED: May 19, 2022

DAVID DENT  
ZONING ADMINISTRATOR



# Governor's revised \$300.7 billion budget includes funding for cities' top priorities, but misses the opportunity to invest in critical local-state partnerships

*May 18, 2022*

California's projected budget surplus has reached an eye-popping \$97.5 billion, more than double the estimated surplus in January (<https://www.calcities.org/news/post/2022/01/11/top-priorities-for-cities-get-new-investments-in-gov-gavin-newsom-proposed-state-budget>). It is a stunning amount that, as Gov. Gavin Newsom noted in his revised May budget proposal, is "simply without precedent." Newsom unveiled his latest spending proposal for the coming fiscal year on May 13.

The surplus brings the total proposed budget for 2022-23 to \$300.7 billion. Nearly half of the surplus must be directed to public education and state reserves, leaving a \$50 billion discretionary surplus for investments back into California's communities and families.

In general, the May Revision reinforces the Governor's January budget priorities, which provided billions in funding for COVID-19 response measures, climate change, homelessness, the cost of living, and public safety. The May Revision also includes new investments to help cities transform underutilized commercial space into housing, build safe and reliable infrastructure, deploy high-speed broadband, and address the effects of climate change.

However, the budget does not contain funding for Cal Cities' \$1.6 billion budget ask, which would fund programs that achieve shared local and state government goals, as well as reimburse cities for unfunded mandates.

The Governor stressed the volatility of California's revenue system, which depends on capital gains from the state's wealthiest residents. To avoid future budgetary deficits, 94% of his total proposed budget goes to one-time allocations. This includes a new \$18.1 billion package aimed at lowering the costs of living, which features gas refund checks to residents, low-income rental and utility assistance programs, and free public transportation grants, with no impact to local governments. The Governor is also proposing a 12-month reduction to the state portion of the diesel sales tax rate.

The Assembly and the Senate must pass a final, balanced budget before June 15 and the Governor must sign the budget by June 30. The League of California Cities will continue to work with the Administration and the Legislature in the coming weeks to ensure that city priorities — including Cal Cities' **[\\$1.6 billion budget ask \(https://www.calcities.org/news/post/2022/05/11/city-leaders-call-on-state-to-allocate-1.6-billion-dollars-in-2022-23-budget-for-new-housing-program-organic-waste-recycling-and-unfunded-mandates\)](https://www.calcities.org/news/post/2022/05/11/city-leaders-call-on-state-to-allocate-1.6-billion-dollars-in-2022-23-budget-for-new-housing-program-organic-waste-recycling-and-unfunded-mandates)** — are included.

Lawmakers will continue to negotiate the finer points of the budget even after the June 15 deadline via trailer bills, measures that implement specific parts of the state budget. Looming large in the background of these conversations is the growing possibility of a recession within the next two years and its impact on the state's financial reserves.

Read Cal Cities Executive Director and CEO Carolyn Coleman's **[statement in response \(https://www.calcities.org/news/post/2022/05/13/cities-top-priorities-included-in-governor-s-revised-budget-proposal-but-with-an-unprecedented-surplus-there-are-missed-opportunities-to-invest-in-programs-that-benefit-all-californians\)](https://www.calcities.org/news/post/2022/05/13/cities-top-priorities-included-in-governor-s-revised-budget-proposal-but-with-an-unprecedented-surplus-there-are-missed-opportunities-to-invest-in-programs-that-benefit-all-californians)** to the revised budget proposal and Cal Cities' analysis of the May Revision below.

## Housing, Community, and Economic Development

The Governor's May Revision budget builds off the more than \$2 billion of new funding already proposed in the January budget to address the state's housing crisis. These budget allocations address one of the priorities in Cal Cities' [2022 State Action Agenda \(/action-agenda\)](#), which seeks to secure additional funding and resources to increase the supply and affordability of housing.

While these investments are significant, cities need additional funding and a partnership with the state for the housing crisis to be meaningfully confronted. That is why Cal Cities is calling on the Governor and lawmakers to allocate \$500 million in the budget for a new Housing and Economic Development Program. This program would encourage partnerships between state and local agencies by providing matching funds to cities that adopt local tax increment financing tools to support affordable housing, upgrade essential infrastructure, and stimulate economic development. Below is a breakdown of the major allocations, programs, and policies proposed in the Governor's May Revision.

### Housing

- \$500 million one-time General Fund over 2023-24 and 2024-25 to build more downtown-oriented and affordable housing through funding adaptive reuse — namely, converting existing infrastructure, underutilized retail space, and commercial buildings into residential uses. When added to the \$100 million one-time General Fund included in the Governor's January budget, adaptive reuse investments total \$600 million over three years.

## Transportation, Communications, and Public Works

The bulk of transportation investments included in the Governor's January proposal remain largely intact and continue to be reflected in the May Revision. In January, the total package was \$9.1 billion; this proposal raises that total to

\$9.6 billion. Below is a breakdown of the major allocations, programs, and policies proposed in the Governor's May Revision.

## Transportation

- \$1.25 billion amount for active transportation. This includes \$1 billion (doubled from January's proposal) for the Active Transportation Program, as well as \$150 million for a new "highways to boulevards" program and another \$100 million for bike and pedestrian safety in the state highway budget.
- \$750 million in grants to local transit and rail agencies to provide free transit for Californians for three months, which was part of the early broad-based relief package. It is unclear if this amount would be enough for all agencies to eliminate fares entirely for three months and how this could be done quickly, as grant programs typically take time to develop, publicize, decide, and allocate.
- The May Revision proposes funding nearly 1,000 new positions annually for Caltrans to administer and implement the state and local transportation funding provided by the Infrastructure Investment and Jobs Act. These positions are intended to provide support in processing applications to existing and new transportation programs for highway, transit, and highway safety, as well as provide engineering and design support associated with the increased project workload.
- The May Revision proposes a 12-month pause, effective Oct. 1, 2022, on the General Fund (3.9375%) portion of the sales tax rate on diesel fuel. This pause is estimated to reduce local revenues by \$327 million in 2022-23 and \$112 million in 2023-24. The May Revision continues to propose making transfers from the General Fund to the Public Transportation Account to backfill the suspension. Regardless of the much-needed backfill, these allocations continue to fall far short of the amount needed to address the shortcomings in California's transportation system. Cal Cities is working with

legislative leaders to ensure that the final budget will backfill any revenue impacts to local governments.

## **Broadband**

- \$1.1 billion for broadband infrastructure. These proposed investments are in addition to the \$6 billion already approved last year and the minimum allocation of \$100 million from the federal infrastructure package.
  - \$600 million one-time General Fund in 2023-24.
  - \$500 million one-time General Fund in 2024-25 to the California Department of Technology to support the completion of the Broadband Middle-Mile Initiative.

## **Community Services**

The Governor's May Revision includes significant community service investments that will benefit residents throughout the state, most notably unhoused Californians. The proposal includes \$650 million in homelessness funding over two years, increasing the total homelessness resources included in the budget to \$9.4 billion in 2022-23. These key budget allocations address one of Cal Cities' top priorities in our [2022 State Action Agenda \(/action-agenda\)](#), which seeks to secure additional funding and resources to prevent homelessness and assist individuals experiencing homelessness. Below is a breakdown of the major allocations, programs, and policies proposed in the Governor's May Revision.

### **Homelessness**

- \$500 million over two years to house unsheltered individuals on state-owned land through grants to local governments for interim housing and site preparation. This interim housing is designed to be built quickly and serve as bridge housing for unsheltered individuals while long-term housing placements created by other programs are constructed.

- \$150 million in the current year for the Homekey program, which expands access to housing for persons experiencing homelessness or at risk of homelessness through partnerships with local governments. This allocation increases the total Homekey funding to \$2.9 billion over two years.

### **Community Assistance, Recovery, and Empowerment (CARE) Court**

- \$64.7 million to fund state department and judicial branch costs associated with the new Community Assistance, Recovery, and Empowerment (CARE) Court. CARE Court is a newly proposed court process that would deliver community-based behavioral health services and support to Californians living with untreated schizophrenia spectrum or other “psychotic disorders.”

### **Children and Youth Behavioral Health**

- \$290 million over three years to implement a multipronged approach to address the urgent youth behavioral health crisis. This funding supports grants that deliver well-being and mindfulness programs and parent support education programs. This proposal will also fund grants to support children and youth at increased risk of suicide and a youth suicide crisis response pilot.
- \$3 million one-time General Fund to provide transitional housing to youth discharged from California's Department of Corrections and Community Rehabilitation Division of Juvenile Justice by the Board of Juvenile Hearings in 2022-23. Transitional housing will be available to youth who are at risk of homelessness upon their release to support them in successfully reentering their communities.

### **Childcare and Early Childhood Education**

- \$6.3 billion (\$2.7 billion General Fund) for child care programs, including continued support for the historic multiyear commitment to rate increases and supplemental funding to providers in the first collective bargaining

contract ratified last year. The Governor's May Revision largely follows through on existing child care commitments, and continues commitments to expand child care access by 200,000 slots by 2025-26.

- The May Revision also includes a programmatic change that would allow teachers with preschool teaching permits who hold bachelor's degrees, meet basic skills requirements, and are enrolled in coursework to be assigned as the teacher of record in a credential to teach transitional kindergarten. The goal is to temporarily increase the pipeline of qualified transitional kindergarten teachers. This proposed flexibility would sunset on June 30, 2026.

## **Seniors and Aging**

- \$36.3 million in 2022-23 and ongoing funding to continue the implementation of the Master Plan for Aging. This includes caregiver resource centers, emergency preparedness and response, supporting independent living, and more.
- \$19 billion for the In-Home Supportive Services program, which provides personal care services to eligible low-income individuals with disabilities, including children, and adults aged 65 and older. These services are provided to assist individuals to remain safely in their homes and prevent more costly out-of-home care, such as nursing homes.

## **Libraries**

- \$13.5 million one-time General Fund to expand a pilot program that provides state park passes for checkout at local libraries.
- \$1.4 million one-time General Fund to support online job training and workforce development resources targeting older adults and veterans at California's local libraries, building upon the Governor's budget investment of \$8.8 million to support two additional years of free online job training and workforce development programs available through public libraries.



## Environmental Quality

The Governor's May Revision adds billions of dollars in additional one-time funding for a wide range of environmental quality issues, including energy and water resilience and emergency response. Noticeably absent from the May Revision is local assistance grant program funding that would help cities and counties implement the **SB 1383 (Lara, 2016)**

(<https://calrecycle.ca.gov/organics/slcp/>) organic waste diversion regulations.

Discussions are ongoing to see if this type of funding can be included in the final budget that is signed in July.

While the May Revision is heavy on funding, it is light on details about how the funding would be spent. Below are some highlights of the May Revision:

- \$9.5 billion, over four years, in additional funding from the January budget, to advance climate change efforts. A total of \$32 billion for climate change is proposed for over five years.
- \$1.2 billion to address residential electric utility arrearages through the Department of Community Services. The May Revision also includes \$200 million to address residential water and wastewater arrearages.
- \$8 billion over five years to increase the state's energy system reliability and provide consumers with relief from rising electricity rates.
- \$8.1 million for the California State Warning Center to better analyze, monitor, coordinate, and inform state-level decision-makers about critical emergency incidents and disasters.
- \$500 million, in 2025-26, to serve as a multiyear commitment to promote strategic water storage projects in the state that benefit water supply reliability and the environment.
- \$10 million to support a compost permitting pilot program that would help local governments and facilities locate and permit small and medium-sized compost facilities. This would divert more organic waste away from landfills and into the creation of healthy soils, as well as support additional strategic nature-based solution investments.

## Public Safety

The Governor's May Revision largely reinforces priorities outlined in January's proposed budget. The Governor has committed resources toward improving officer wellness and funding local-state partnerships that prevent the flow of drugs, especially fentanyl. With the realignment of the state's justice-involved youth and efforts to end cycles of recidivism for all populations, funding has also been allocated to programs that improve reentry planning for formerly incarcerated individuals.

Additionally, with the increase in wildland fires and other natural disasters, the Governor expanded his commitment to bolstering mutual aid resources to help ensure cities can respond efficiently to local emergencies.

The May Revision also proposes statutory changes to reform cannabis taxes. These policy changes aim to simplify the tax structure, remove unnecessary administrative burdens and costs, temporarily reduce the tax rate to support shifting consumers to the legal market, and stabilize the legal cannabis market. The Governor has also proposed funds to establish a cannabis local jurisdiction retail access grant program, with the goal of assisting cities and counties in the development and implementation of local retail licensing programs that increase access to California's legal cannabis marketplace.

Below is a breakdown of several notable new allocations and policy proposals.

### **Officer Wellness**

- \$50 million one-time General Fund to fund grants intended to improve general officer health and well-being, build resiliency, decrease stress and trauma, and improve community trust and relations.

### **Fentanyl**

- \$7.9 million General Fund in 2022-23, and \$6.7 million ongoing, to establish the Fentanyl Enforcement Program.
- \$30 million General Fund (\$15 million in 2022-23 and \$15 million in 2023-24) to bolster the California Military Department's existing efforts to prevent transnational drug-trafficking operations throughout the state, with a particular focus on assisting federal, state, local, and tribal law enforcement agencies in preventing the distribution of fentanyl.

## **Reentry**

- \$3 million one-time General Fund to provide transitional housing to youth discharged by the Board of Juvenile Hearings in 2022-23, with transitional housing available to youth who are at risk of homelessness upon their release to support them in successfully reentering their communities.
- \$6 million one-time General Fund to enhance the California Department of Corrections and Rehabilitation's data collection and evaluation capabilities regarding the outcomes of formerly incarcerated individuals.

## **Mutual Aid**

- \$150.2 million and 465 positions to enhance CAL FIRE's capabilities to meet the demands of wildland firefighting. This includes staffing for support fire crews, direct mission support, emergency surge capacity, and response enhancements.

## **Cannabis**

- Setting the cultivation tax rate at zero beginning July 1, 2022.
- Shifting the point of collection and remittance for excise tax from distribution to retail on Jan. 1, 2023, maintaining a 15% excise tax rate.
- Setting Allocation 3 funding for youth education, intervention, and treatment, environmental restoration, and state and local law enforcement programs at a baseline of \$670 million annually for three years. Up to \$150 million one-

time General Fund is available as needed through 2025-26 to backfill Allocation 3 funding, along with the authority to increase the excise tax rate through 2024-25 if tax revenues fall below the baseline for Allocation 3.

- Strengthening tax enforcement policies to increase tax compliance and collection and reduce unfair competition.
- \$20.5 million one-time General Fund to establish a cannabis local jurisdiction retail access grant program.

## Governance, Transparency, and Labor Relations

The Governor's May Revision focuses on pandemic response and recovery, with an additional \$1.1 billion for the continued implementation of the state's "Shots, Masks, Awareness, Readiness, Testing, Education, and Rx" (SMARTER) Plan, which will indirectly support employer COVID-19 responses. Below is a breakdown of the major allocations and policies announced in the Governor's May Revision.

### State CalPERS Payments

- State contributions to the California Public Employees' Retirement System (CalPERS) have decreased by a net total of \$215.6 million (\$180.1 million General Fund) in 2022-23 relative to the Governor's budget.
- The May Revision estimates \$2.9 billion in one-time Proposition 2 debt repayment funding in 2022-23 to further reduce the unfunded liabilities of the CalPERS state plans (CalPERS is 80.7% funded, with a \$43.6 billion total shortfall.).

### Pandemic Response

- The May Revision adds \$1.1 billion to continue to implement the state's COVID-19 SMARTER Plan, including additional funding to support school testing, increase vaccination rates, and expand and sustain efforts to protect public health at the border.

- \$100 million in total to support upfront staffing costs for facilities that need additional medical surge staff during COVID-19 surges.
- \$530 million for COVID-19 testing.
- \$93 million in total to prioritize vaccination of youth under five years old, additional boosters for eligible populations over 50 years old, and the continuation of mobile vaccination sites through the end of 2022-23.
- \$230 million for the Office of Community Partnerships and Strategic Communications to support COVID-19 vaccine-related public education and outreach campaigns previously implemented by the California Department of Public Health (CDPH).
  - Of this amount, \$130 million is included for CDPH in the Governor's budget and will be transferred to the office at the May Revision.
- \$16 million to continue activities that allow tracking and monitoring of transmission of COVID-19 through wastewater surveillance, epidemiologic data analysis, modeling of future data trends, and research on the long-term impacts of COVID-19.
- \$158 million to implement a Test-to-Treat Program for therapeutic treatment targeted at low-income, uninsured, and underinsured populations.
- \$468 million for border operations that will continue the state's COVID-19 response and humanitarian activities at the southern border in anticipation of increased arrivals.
- \$183 million for the COVID-19 call center, contractor support and contract costs, and the Public Health Reserve Corps.
- \$250 million to support unanticipated COVID-19 emergency response needs.

## **Minimum Wage Increase**

- Inflation is expected to exceed 7% in 2021-22, which has triggered an accelerated increase of the state's minimum wage for millions of workers to \$15.50 per hour regardless of employer size.

## Worker Protection from Extreme Heat

- \$24.5 million General Fund to the Department of Industrial Relations to protect vulnerable populations through targeted outreach and education in multiple languages for employers and employees, and increase strategic enforcement before and during heat events to protect workers from heat-related illness and wildfire smoke hazards.

## Revenue and Taxation

The Governor's May Revision is centered on creating a stronger fiscal foundation to guard against future economic uncertainty. While the Administration's revenue forecast has grown significantly compared to January 2022, the Department of Finance included the caveat that the May Revision budget forecast was finalized before recent stock market declines and volatility.

Despite this historic discretionary General Fund windfall, the state and local governments are cognizant of the economic pressures resulting from record rates of inflation, continued global supply chain disruptions, labor force declines, and the war in Ukraine. Cal Cities is monitoring the Federal Reserve's monetary policy changes to address inflation nationally and assessing the impact on the state's economic growth.

Consequently, the Governor's May Revision prioritizes prudent investments, including \$37.1 billion in budgetary reserves, and plans to prepay billions of dollars in state debts and supplemental deposits into the Rainy Day Fund to reach the constitutional maximum (10% of General Fund revenues).

Although the Governor's proposed budget in January exceeded the State Appropriations Limit ("Gann Limit"), the May Revision excludes expenditures related to the revised allocation of Coronavirus State Fiscal Recovery Funds from the State Appropriations Limit expenditure calculation, bringing General Fund expenditures below statutory spending requirements.

Below is a breakdown of the major allocations and policies announced in the Governor's May Revision.

### **State-Mandated Program Costs Owed to Local Governments**

- The May Revision does not include an allocation of \$933.5 million to reimburse local governments for costs incurred to implement state-mandated programs between 2004 and fiscal year 2019-20.
- Of the \$933.5 million owed to local governments, \$466.6 million is owed to cities (not including estimated accrued interest).
- Cal Cities will continue to work with the Administration and the Legislature to ensure this long-standing state debt is repaid to local governments.

### **The "Lithium Valley" Vision**

- The May Revision proposes to increase the California Alternative Energy Advanced Transportation Financing Authority's sales tax exemption program by \$45 million across three fiscal years to bolster lithium-related activity in the Salton Sea, sometimes referred to as the "Lithium Valley."
- The Administration has committed to additional backfills to local revenues consistent with the original California Alternative Energy Advanced Transportation Financing Authority's program. In the coming weeks, Cal Cities will be vigilant in support of these backfills.

The May Revision also proposes a per-ton lithium extraction tax, with intended support for local governments. Further details regarding this proposed tax are not currently available. Cal Cities staff will work with the Administration and the Legislature to determine the structure and fiscal impact of this proposal.



# City leaders and lawmakers discuss shared challenges and solutions during City Leaders Summit, a new Cal Cities advocacy and education event

*May 18, 2022*

More than 200 city officials gathered for the City Leaders Summit last week, a brand-new advocacy and education event. The summit offered three days of opportunities for officials to advocate for city priorities at the Capitol — including during a news conference [that received statewide coverage](https://www.youtube.com/watch?v=kKKnh_0BCoA) ([https://www.youtube.com/watch?v=kKKnh\\_0BCoA](https://www.youtube.com/watch?v=kKKnh_0BCoA)) — and discuss local solutions to statewide problems during educational sessions.

## Top legislative issues highlighted in meetings with lawmakers

The summit kicked off with a briefing on the top legislative issues currently facing cities. Of the more than 2,500 bills this session legislators are debating, some have the potential to significantly impact the quality of life and fiscal stability of cities. League of California Cities staff highlighted bills related to the [2022 State Action Agenda \(/action-agenda\)](#), including measures related to parking and accessory dwelling unit standards, local housing and transportation plans, local bridge funding, mental health services, disaster preparedness, and organic waste recycling.

The briefing also included an overview of Cal Cities' state budget requests, followed by a rally and news conference outside the Capitol. During the news





for reimbursements for costs related to state mandates that have gone unpaid for the past two decades. The budget surplus is at an estimated **\$100 billion** (<https://www.calcities.org/news/post/2022/05/18/governor-s-revised-300.7-billion-budget-includes-funding-for-cities-top-priorities-but-misses-the-opportunity-to-invest-in-critical-local-state-partnerships>).

“The state’s historic surplus ... provides lawmakers with an incredible opportunity to be a true partner to cities in advancing our shared goals towards housing and climate resiliency,” said Cal Cities Executive Director and CEO Carolyn Coleman. “We’re simply asking the state to put its money where its mandates are.”

City officials also urged lawmakers to support Cal Cities’ budget ask and Action Agenda across 35 meetings with members of the Legislature and the Administration.

Local leaders called on legislators to oppose three bills that would undermine local zoning and development standards, **SB 897 (Wieckowski)** (<https://ctweb.capitoltrack.com/public/search.aspx?id=ad485199-37cd-42cd-8217-d19b4d257119&session=21&s=SB%20897&t=bill>), **AB 2011 (Wicks)** (<https://ctweb.capitoltrack.com/public/search.aspx?id=ad485199-37cd-42cd-8217-d19b4d257119&session=21&s=AB%202011&t=bill>), and **AB 2097 (Friedman)** (<https://ctweb.capitoltrack.com/public/search.aspx?id=ad485199-37cd-42cd-8217-d19b4d257119&session=21&s=AB%202097&t=bill>). All three measures would restrict local decision-making and eliminate community input. Additionally, both AB 2011 and AB 2097 would hinder cities’ ability to negotiate with developers for community benefits.

City leaders were in strong support of **AB 2120 (Ward)** (<https://ctweb.capitoltrack.com/public/search.aspx?id=ad485199-37cd-42cd-8217->



would nearly double the federal funding available to local bridges to an estimated \$800 million annually. Nearly 12% of all local bridges are rated in poor condition under federal standards, compared to 3.3% of state bridges.

Local officials also advocated for **SB 929 (Eggman)**

**(<https://ctweb.capitoltrack.com/public/search.aspx?id=ad485199-37cd-42cd-8217-d19b4d257119&session=21&s=SB%20929&t=bill>)**, **SB 1154 (Eggman)**

**(<https://ctweb.capitoltrack.com/public/search.aspx?id=ad485199-37cd-42cd-8217-d19b4d257119&session=21&s=SB%201154&t=bill>)**, and **AB 2547 (Nazarian)**

**(<https://ctweb.capitoltrack.com/public/search.aspx?id=ad485199-37cd-42cd-8217-d19b4d257119&session=21&s=AB%202547&t=bill>)**. This suite of bills would expand

the type of data collected and shared among agencies, create a new registry for available services, and provide subsidies to support vulnerable populations. The package of bills aims to improve access to behavioral health services and provide additional support for those who are either experiencing homelessness or at imminent risk of experiencing homelessness.

Additionally, city officials voiced their support for **AB 1985 (R. Rivas)**

**(<https://ctweb.capitoltrack.com/public/search.aspx?id=ad485199-37cd-42cd-8217-d19b4d257119&session=21&s=AB%201985&t=bill>)**. Cosponsored by Cal Cities, this

bill would create an online database of organic waste products on the market so local governments can connect with local farmers and community members seeking organic waste products. The bill would also continue to explore needed changes to SB 1383's procurement requirements.

### **Local government champions recognized**

Cal Cities recognized Senators Lena Gonzalez and John Laird for their work supporting local issues at the Capitol. While the senators were officially honored



Sen. Laird was instrumental in helping cities secure additional funding and time to implement **SB 1383 (Lara, 2016)** (<https://www.calrecycle.ca.gov/organics/slcp>) organic waste diversion regulations. Sen. Gonzalez authored **SB 4** (<https://ctweb.capitoltrack.com/public/search.aspx?id=ad485199-37cd-42cd-8217-d19b4d257119&session=21&s=SB%204&t=bill>), which prioritizes the broadband needs of California's unserved and underserved communities while providing local governments the flexibility and funding to expand deployment.

### Education sessions focus on major challenges to cities

In between meetings with lawmakers, city officials also received updates on important statewide topics, such as land use and planning, wildfire resiliency, succession planning, workplace culture, and downtown economic development.

In a session on mental health and homelessness, local and state leaders spoke about how all levels of government can work together to ensure access to behavioral health services for all Californians. Even though cities traditionally have a limited role in providing mental health care, the speakers explained how cities can address many of the contributing factors, such as housing insecurity, access to transportation, or air and water quality.

“We can’t stand by and watch as people disintegrate on our streets,” said Bakersfield Mayor Karen Goh, one of the panelists.

Toby Ewing, executive director of the state’s Mental Health Services Oversight and Accountability Commission urged city officials to approach mental health the same way they approach fire safety: Reduce the need for emergency fire services instead of focusing solely on how to put out fires.



Gon and Ewing were also joined by Sen. Thomas Umberg, Citrus Heights Mayor Porsche Middleton, and Sacramento Mayor Darrell Steinberg,

“If we want to effectively address homelessness, we need to address mental health and substance abuse,” Steinberg said.

In another panel, lawmakers and city officials spoke about the intersection of land use planning and climate change. Sen. Dave Cortese spoke about the need to think differently about land use and the importance of forming coalitions to achieve shared climate change and housing goals.

“The opposition can’t show up and mobilize in 58 counties if you take action,” said Cortese, who noted that the state and cities often face well-funded opposition to shared climate and housing goals.

Fellow panelist Assembly Member Laura Friedman spoke about the need to rethink local zoning practices.

“Everything has to be seen through the lens of climate change,” said Friedman, who pointed to neighborhoods in Sacramento and Glendale as good examples of forward-thinking housing development. “Housing is all wrapped up in transportation and they have to be solved together.”

“While it’s science, it’s not rocket science,” said panelist Kacey Lizon, deputy executive director for planning and programs at the Sacramento Area Council of Governments. “Listen and collaborate, because that’s ultimately how we’re going to find novel solutions.”

Others spoke about the need to build welcoming workplaces that attract the best employees while simultaneously retaining and rewarding them. Building good



“Not trusting someone is usually not a one-way street,” said Dr. Maria Church, CEO of Government Leadership Solutions who led a session on workplace culture. “It usually involves both directions.”

“It’s not really about equity; it’s about humanity,” said Berké Brown, a partner at Fogbreak Justice who advised city officials on how to build truly inclusive communities.

The summit also featured a keynote presentation from Tracy Miller, a prosecutor with over 23 years of legal experience, who coached city leaders on their communication skills.

“When you prepare to speak to a group, think about your audience, and what they care about before you start framing your message,” Miller said. “If you care more about your audience [than yourself], I promise you will give a fantastic presentation.”

Keynote speaker Nicole Lance, a former assistant city manager with almost 13 years of experience in local government, counseled city officials on how to implement “micro strategies” that build capacity or improve success and satisfaction.

Additional information about this year’s event can be found on the **[City Leaders Summit web page](https://www.calcities.org/education-and-events/event/2022/05/11/default-calendar/city-leaders-summit)** (<https://www.calcities.org/education-and-events/event/2022/05/11/default-calendar/city-leaders-summit>).



# Guide to Local Recovery Update: May 18

*May 18, 2022*

A group of nonprofits and government associations have launched a first-of-its-kind infrastructure assistance hub to help cities take advantage of the hundreds of grant programs funded by the Infrastructure Investment and Jobs Act. Additionally, several federal agencies and national nonprofits, including the National Telecommunications and Information Administration, the Environmental Protection Agency, the National League of Cities, the Volcker Alliance, and the Penn Institute have released new resources and information about the federal infrastructure law.

## Major nonprofits and government associations launch first-of-its-kind infrastructure assistance hub

Local governments are eligible for billions of dollars in critical funding under the Infrastructure and Investment Jobs Act. However, many lack the expertise, staff, or time needed to access these much-needed dollars. In response, Bloomberg Philanthropies, the National League of Cities, Results for America, and the United States Conference of Mayors have launched the **Local Infrastructure Hub** (<https://bloombergcities.jhu.edu/local-infrastructure-hub>), a national program designed to ensure that all cities and towns can access federal infrastructure funding.

A Bloomberg CityLab op-ed highlights how the hub will **bring together nonprofits, city networks, academics, and policy experts** (<https://www.bloomberg.com/news/articles/2022-05-17/local-infrastructure-hub-to-aid->

small-city-governments) to provide direct support to communities as they develop applications. Resources include one-on-one coaching, webinars, on-demand answers to pressing questions, data analytics, guidance from issue experts on a range of infrastructure-related topics, and easily accessible information on the rules and timeframes for specific funding opportunities.

City officials can [sign up for updates to the infrastructure hub online](https://bloombergcities.jhu.edu/local-infrastructure-hub-information) (<https://bloombergcities.jhu.edu/local-infrastructure-hub-information>).

## EPA to hold virtual conversations about new solid waste and recycling funding programs

The U.S. Environmental Protection Agency (EPA) is hosting a series of virtual conversations and feedback sessions (<https://www.epa.gov/rcra/feedback-sessions-bipartisan-infrastructure-law-solid-waste-and-recycling-programs>) about the funding opportunities for solid waste, recycling, and the circular economy that were authorized by the federal infrastructure law. Feedback will be used to develop the new grant programs.

The May 24 webinar will focus on the \$75 million in funding for recycling education and outreach, particularly for overburdened and underserved communities

([https://www.zoomgov.com/webinar/register/WN\\_7f0DPZQURqOcuDdVp173IQ?timezone\\_id=America%2FLos\\_Angeles](https://www.zoomgov.com/webinar/register/WN_7f0DPZQURqOcuDdVp173IQ?timezone_id=America%2FLos_Angeles)), including at the local level. The May 25 webinar will highlight the \$275 million in funding for a new solid waste infrastructure and recycling grant program, which would fund local recycling programs and local waste management system improvements ([https://www.zoomgov.com/webinar/register/WN\\_JwewYFg2Qbep83MwHmQA7Q?timezone\\_id=America%2FLos\\_Angeles](https://www.zoomgov.com/webinar/register/WN_JwewYFg2Qbep83MwHmQA7Q?timezone_id=America%2FLos_Angeles)).

More information about the EPA's new waste management infrastructure and recycling programs is available online (<https://www.epa.gov/rcra/bipartisan->

[infrastructure-law-transforming-us-recycling-and-waste-management\)](#).

## Federal government to open middle-mile broadband infrastructure program June 21

The National Telecommunications and Information Administration (NTIA) has released notices of funding opportunities for three major broadband and digital equity grant elements of the federal infrastructure law. One of these programs directly funds local broadband efforts: [Enabling Middle Mile Broadband Infrastructure](https://www.internetforall.gov/program/enabling-middle-mile-broadband-infrastructure-program) (<https://www.internetforall.gov/program/enabling-middle-mile-broadband-infrastructure-program>).

This program expands middle-mile networks, which carry large amounts of data over long distances between local internet networks and global internet networks. The program aims to reduce the cost of connecting unserved and underserved areas. NTIA expects to award grants ranging from \$5 million to \$100 million. Applications will be accepted from June 21, 2022 to Sept. 30, 2022.

## NLC releases a suite of federal infrastructure law resources

As part of infrastructure week, the National League of Cities (NLC) has released a series of resources to help cities better understand and take advantage of the grant opportunities funded by the federal infrastructure law and the American Rescue Plan Act. This includes:

- [Road Safety Grants Overview](https://www.nlc.org/article/2022/04/20/get-ready-to-apply-for-road-safety-grants/) (<https://www.nlc.org/article/2022/04/20/get-ready-to-apply-for-road-safety-grants/>)
- [Transit Development Grants Overview](https://www.nlc.org/article/2022/05/16/using-transit-development-grants-in-your-city/) (<https://www.nlc.org/article/2022/05/16/using-transit-development-grants-in-your-city/>)
- [Promoting Resilient Operations for Transformative, Efficient, and Cost-saving Transportation Grants Overview](#)



[\(https://www.nlc.org/article/2022/05/09/get-ready-to-apply-for-protect-resilience-grants/\)](https://www.nlc.org/article/2022/05/09/get-ready-to-apply-for-protect-resilience-grants/)

- **ARPA Drinking Water Infrastructure Fact Sheet** (<https://www.nlc.org/wp-content/uploads/2021/09/Drinking-Water-Fact-Sheet-v3.pdf>)
- **ARPA Clean Water Infrastructure Fact Sheet** (<https://www.nlc.org/wp-content/uploads/2021/09/Clean-Water-Fact-Sheet-v3.pdf>)

NLC also highlighted its **Ready to Rebuild** (<https://www.nlc.org/resource/from-the-event-ready-to-rebuild-webinar-series/>) webinar series, which is designed to help cities prepare for the new programs funded by the Infrastructure Investment and Jobs Act

[Volcker Alliance and Penn Institute to hold briefing on federal infrastructure spending package](#)

The Volcker Alliance and Penn Institute for Urban Research are hosting a briefing on how states and **local governments are utilizing the Infrastructure Investment and Jobs Act**

([https://us06web.zoom.us/webinar/register/WN\\_6rQiEeB1RNGqGGrTc9oPVg?timezone\\_id=America%2FLos\\_Angeles](https://us06web.zoom.us/webinar/register/WN_6rQiEeB1RNGqGGrTc9oPVg?timezone_id=America%2FLos_Angeles)). Panelists will discuss innovative solutions being pursued, potential roadblocks, and the overall impact of this funding on the nation's infrastructure.